



WATER CLEANING & BLASTING

WATER CLEANING & BLASTING

INTRODUCTION

The water cleaning hose range offered by Manuli can be applied to both hobby and professional water cleaning machines with both hot and cold water (not suitable for vapour steam applications).

They are designed according to safety norm IEC-2 with a safety factor (burst / working pressure) of 4:1.

The water blasting hose range is designed for maximum robustness and ease of handling.

Given the importance of safety and performance when connected with any blasting application, this range has a complete, dedicated fittings range, whilst the safety factor (burst / working pressure) of 2,5:1 is compliant with international specifications (AS/NZ 4233.2, RMA-USA, ISO7751, BFPA-UK, EN 1829-2).

WATER CLEANING & BLASTING INDEX

RANGE	HOSE	HOSE STRUCTURE	KEY PERFORMANCE	SECTION	ITEM
WATER CLEANING	K-JET	Wire braided	Pressure wash	W1	1
	SUPERJET	Wire braided	Pressure wash		2
	SUPERJET/PLUS	Wire braided	Pressure wash		3
	PROJET	Wire braided	Pressure wash		4


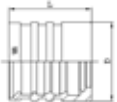


WATER BLASTING	GOLDENBLAST	Wire spiral	Safe waterblast technology	W2	1
	GOLDENBLAST/PLUS	Wire spiral	Safe waterblast technology		2
	GOLDENBLAST/SIX	Wire spiral	Safe waterblast technology		3

GUIDE TO SELECT MANULI HOSE BY W.P.

HOSE SIZE	WORKING PRESSURE (bar)									
	DN	5	6	8	10	12	16	19	25	
	DASH	-3	-4	-5	-6	-8	-10	-12	-16	
K-JET			210	210	210	210				Safety factor burst/working pressure 4:1
SUPERJET			280	250						
SUPERJET/PLUS			400	350	330	275				
PROJET			400	400	400	350				
GOLDENBLAST					750	750				Safety factor burst/working pressure 2,5:1
GOLDENBLAST/PLUS					1250	1100		1000	700	
GOLDENBLAST/SIX						1450		1350		

WATER CLEANING & BLASTING VISUAL INDEX




WATER CLEANING

APPEARANCE	CODE	DESCRIPTION	SECTION	ITEM
	M00120	SKIVE FERRULE FOR WIRE BRAID HOSES		1
	M00910	SKIVE FERRULE FOR WIRE BRAID AND SPIRAL HOSES		1
	M03300	NO-SKIVE FERRULE FOR WIRE BRAID HOSES	W3	1
	M03400	NO-SKIVE FERRULE FOR WIRE BRAID HOSES		2

MF2000® MULTIFIT TYPE INSERT

	M24913	WASH CLEANER FEMALE	W3	2
---	--------	---------------------	----	---


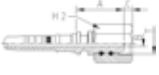

WATER BLASTING

APPEARANCE	CODE	DESCRIPTION	SECTION	ITEM
	M01500	DOUBLE SKIVE FERRULE FOR HEAVY DUTY SPIRAL HOSES (4 PLY)		1
	M01700	DOUBLE SKIVE FERRULE FOR HEAVY DUTY SPIRAL HOSES (4 PLY)	W4	1
	M01800	DOUBLE SKIVE FERRULE FOR EXTRA DUTY SPIRAL HOSES (6 PLY)		1

WATER CLEANING & BLASTING VISUAL INDEX

APPEARANCE	CODE	DESCRIPTION	SECTION	ITEM
------------	------	-------------	---------	------

MF2000® BLASTLOCK TYPE INSERT

	M57810	NPTF MALE 60° CONE SEAT - SAE J516/J514		2
	M65514	BSP FEMALE 50° CONE - BS5200/ISO 8434-6	W4	2
	M66613	METRIC O-RING FEMALE 24° CONE HEAVY DUTY - DIN 20066/ISO 12151-2 (SLIP-ON NUT)		3

WATER BLASTING

APPEARANCE	CODE	DESCRIPTION	SECTION	ITEM
------------	------	-------------	---------	------

MF3000® OPF TYPE FERRULE

	OPF3100	NO-SKIVE FLAT CRIMP FERRULE FOR BRAIDED HOSES	W5	1
---	---------	---	----	---

K-JET (BLACK)

PRESSURE WASH - BLACK VERSION

KEY FEATURES



- Dust free smooth surface
- Indelible branding
- Compact structure: easy handling, reduced bend radius
- Good abrasion resistance
- Designed to meet IEC-2 (safety factor 4:1)

APPLICATIONS & FLUIDS



- Water-cleaning equipment, ideal for hobby and semiprofessional machines
- Water, mineral oils, vegetable and rape seed oils, glycol and polyglycol based oils, synthetic ester based oils, oils in aqueous emulsion

TECHNICAL DATA

PART. REF.	HOSE SIZE			R.O.D.		O.D.		MAX W.P.		BURST		MIN.BEND		WEIGHT		FITTINGS	
	DN	dash	inch	mm	inch	mm	inch	bar	psi	bar	psi	mm	inch	g/m	lb/ft	Std1	Std2
H02003006*	6	- 4	1/4"	10,3	0,41	12,4	0,49	210	3040	840	12180	50	1,97	165	0,11	MF+M03300-04	OPF-04
H02003008*	8	- 5	5/16"	11,9	0,47	14,0	0,55	210	3040	840	12180	55	2,17	205	0,14	MF+M03300-05	
H02003010*	10	- 6	3/8"	14,5	0,57	16,5	0,65	210	3040	840	12180	65	2,56	300	0,20	MF+M03400-06	OPF-06
H02003012*	12	- 8	1/2"	17,7	0,70	19,9	0,78	210	3040	840	12180	90	3,54	410	0,28	MF+M03400-08	

CONTINUOUS SERVICE TEMPERATURE RANGE

15 °F / 275 °F
-10 °C / 135 °C

TUBE

Water resistant synthetic rubber

REINFORCEMENT

One high tensile steel braid

COVER

Environment resistant synthetic rubber

APPLICABLE SPECS

MANULI® Design

TYPE APPROVALS

CU-TR

K-JET (BLUE)

PRESSURE WASH - BLUE VERSION

KEY FEATURES

- Dust free smooth surface
- Indelible branding
- Compact structure: easy handling, reduced bend radius
- Good abrasion resistance
- Designed to meet IEC-2 (safety factor 4:1)

APPLICATIONS & FLUIDS

- Water-cleaning equipment, ideal for hobby and semiprofessional machines
- Water, mineral oils, vegetable and rape seed oils, glycol and polyglycol based oils, synthetic ester based oils, oils in aqueous emulsion

TECHNICAL DATA

PART. REF.	HOSE SIZE			R.O.D.		O.D.		MAX W.P.		BURST		MIN.BEND		WEIGHT		FITTINGS	
	DN	dash	inch	mm	inch	mm	inch	bar	psi	bar	psi	mm	inch	g/m	lb/ft	Std1	Std2
H02008006*	6	- 4	1/4"	10,3	0,41	12,4	0,49	210	3040	840	12180	50	1,97	165	0,11	MF+M03300-04	OPF-04
H02008008*	8	- 5	5/16"	11,9	0,47	14,0	0,55	210	3040	840	12180	55	2,17	200	0,13	MF+M03300-05	
H02008010*	10	- 6	3/8"	14,5	0,57	16,5	0,65	210	3040	840	12180	65	2,56	295	0,20	MF+M03400-06	OPF-06
H02008012*	12	- 8	1/2"	17,7	0,70	19,9	0,78	210	3040	840	12180	90	3,54	405	0,27	MF+M03400-08	

CONTINUOUS SERVICE TEMPERATURE RANGE

15 °F / 275 °F
-10 °C / 135 °C

TUBE

Water resistant synthetic rubber

REINFORCEMENT

One high tensile steel braid

COVER

Environment resistant synthetic rubber

APPLICABLE SPECS

MANULI® Design

TYPE APPROVALS

CU-TR

SUPERJET (BLACK)

PRESSURE WASH - BLACK VERSION



KEY FEATURES

- Dust free smooth surface
- Indelible branding
- Easy handling
- Good abrasion resistance
- Designed to meet IEC-2 (safety factor 4:1)

APPLICATIONS & FLUIDS



- Water-cleaning equipment, ideal for hobby and semiprofessional machines
- Water, mineral oils, vegetable and rape seed oils, glycol and polyglycol based oils, synthetic ester based oils, oils in aqueous emulsion

TECHNICAL DATA

PART. REF.	HOSE SIZE			R.O.D.		O.D.		MAX W.P.		BURST		MIN.BEND		WEIGHT		FITTINGS	
	DN	dash	inch	mm	inch	mm	inch	bar	psi	bar	psi	mm	inch	g/m	lb/ft	Std1	Std2
H02001006*	6	- 4	1/4"	11,2	0,44	13,3	0,52	280	4060	1120	16240	100	3,94	225	0,15	MF+M03400-04	OPF-04
H02001008*	8	- 5	5/16"	12,8	0,50	14,9	0,59	250	3620	1000	14500	114	4,49	260	0,17	MF+M03400-05	OPF-05

CONTINUOUS SERVICE TEMPERATURE RANGE

15 °F / 275 °F
-10 °C / 135 °C

MAX OPERATING TEMPERATURE

150 °C, 300 °F

TUBE

Water resistant synthetic rubber

REINFORCEMENT

One high tensile steel braid

COVER

Environment resistant synthetic rubber

APPLICABLE SPECS

MANULI® Design

TYPE APPROVALS

CU-TR

SUPERJET (BLUE)

PRESSURE WASH - BLUE VERSION

KEY FEATURES

- Dust free smooth surface
- Indelible branding
- Easy handling
- Good abrasion resistance
- Designed to meet IEC-2 (safety factor 4:1)

APPLICATIONS & FLUIDS

- Water-cleaning equipment, ideal for hobby and semiprofessional machines
- Water, mineral oils, vegetable and rape seed oils, glycol and polyglycol based oils, synthetic ester based oils, oils in aqueous emulsion

TECHNICAL DATA

PART. REF.	HOSE SIZE			R.O.D.		O.D.		MAX W.P.		BURST		MIN.BEND		WEIGHT		FITTINGS	
	DN	dash	inch	mm	inch	mm	inch	bar	psi	bar	psi	mm	inch	g/m	lb/ft	Std1	Std2
H02002006*	6	- 4	1/4"	11,2	0,44	13,4	0,53	280	4060	1120	16240	100	3,94	225	0,15	MF+M03400-04	OPF-04
H02002008*	8	- 5	5/16"	12,8	0,50	15,0	0,59	250	3620	1000	14500	114	4,49	265	0,18	MF+M03400-05	OPF-05

CONTINUOUS SERVICE TEMPERATURE RANGE

15 °F / 275 °F
-10 °C / 135 °C

MAX OPERATING TEMPERATURE

150 °C, 300 °F

TUBE

Water resistant synthetic rubber

REINFORCEMENT

One high tensile steel braid

COVER

Environment resistant synthetic rubber

APPLICABLE SPECS

MANULI® Design

TYPE APPROVALS

CU-TR

SUPERJET/PLUS (BLACK)

PRESSURE WASH - BLACK VERSION



KEY FEATURES

- Very high pressure resistance
- Lightness and flexibility
- Easy handling
- Good abrasion resistance
- Designed to meet IEC-2 (safety factor 4:1)

APPLICATIONS & FLUIDS

- Professional water-cleaning machines
- Water, mineral oils, vegetable and rape seed oils, glycol and polyglycol based oils, synthetic ester based oils, oils in aqueous emulsion

TECHNICAL DATA

PART. REF.	HOSE SIZE			R.O.D.		O.D.		MAX W.P.		BURST		MIN. BEND		WEIGHT		FITTINGS	
	DN	dash	inch	mm	inch	mm	inch	bar	psi	bar	psi	mm	inch	g/m	lb/ft	Std1	Std2
H01A78006*	6	- 4	1/4"	12,7	0,50	14,7	0,58	400	5800	1600	23200	55	2,17	370	0,25	MF+M03400-04	
H01A78008*	8	- 5	5/16"	14,3	0,56	16,3	0,64	350	5070	1400	20300	60	2,36	410	0,28	MF+M03400-05	
H01A78010*	10	- 6	3/8"	15,0	0,59	16,8	0,66	330	4780	1320	19140	65	2,56	390	0,26	MF+M03400-06	
H01A78012*	12	- 8	1/2"	18,5	0,73	20,3	0,80	275	3980	1100	15950	80	3,15	480	0,32	MF+M03400-08	

CONTINUOUS SERVICE TEMPERATURE RANGE

15 °F / 275 °F
-10 °C / 135 °C

MAX OPERATING TEMPERATURE

150 °C, 300 °F

TUBE

Water resistant synthetic rubber

REINFORCEMENT

Two high tensile steel braids

COVER

Environment resistant synthetic rubber

APPLICABLE SPECS

MANULI® Design

TYPE APPROVALS

CU-TR

SUPERJET/PLUS (BLUE)

PRESSURE WASH - BLUE VERSION



KEY FEATURES

- Very high pressure resistance
- Lightness and flexibility
- Easy handling
- Good abrasion resistance
- Designed to meet IEC-2 (safety factor 4:1)

APPLICATIONS & FLUIDS

- Professional water-cleaning machines
- Water, mineral oils, vegetable and rape seed oils, glycol and polyglycol based oils, synthetic ester based oils, oils in aqueous emulsion

TECHNICAL DATA

PART. REF.	HOSE SIZE			R.O.D.		O.D.		MAX W.P.		BURST		MIN. BEND		WEIGHT		FITTINGS	
	DN	dash	inch	mm	inch	mm	inch	bar	psi	bar	psi	mm	inch	g/m	lb/ft	Std1	Std2
H01A79006*	6	- 4	1/4"	12,7	0,50	14,7	0,58	400	5800	1600	23200	55	2,17	365	0,25	MF+M03400-04	
H01A79008*	8	- 5	5/16"	14,3	0,56	16,3	0,64	350	5070	1400	20300	60	2,36	405	0,27	MF+M03400-05	
H01A79010*	10	- 6	3/8"	15,0	0,59	16,8	0,66	330	4780	1320	19140	65	2,56	390	0,26	MF+M03400-06	
H01A79012*	12	- 8	1/2"	18,5	0,73	20,3	0,80	275	3980	1100	15950	80	3,15	475	0,32	MF+M03400-08	

CONTINUOUS SERVICE TEMPERATURE RANGE

15 °F / 275 °F
-10 °C / 135 °C

MAX OPERATING TEMPERATURE

150 °C, 300 °F

TUBE

Water resistant synthetic rubber

REINFORCEMENT

Two high tensile steel braids

COVER

Environment resistant synthetic rubber

APPLICABLE SPECS

MANULI® Design

TYPE APPROVALS

CU-TR

PROJET (BLACK)

PRESSURE WASH - BLACK VERSION



KEY FEATURES

- Very high pressure resistance
- Lightness and flexibility
- Easy handling
- Good abrasion resistance
- Designed to meet IEC-2 (safety factor 4:1)
- Skive fitting solution for maximum robustness in professional long lasting applications

APPLICATIONS & FLUIDS

- Professional water-cleaning machines
- Water, mineral oils, vegetable and rape seed oils, glycol and polyglycol based oils, synthetic ester based oils, oils in aqueous emulsion

TECHNICAL DATA

PART. REF.	HOSE SIZE			R.O.D.		O.D.		MAX W.P.		BURST		MIN. BEND		WEIGHT		FITTINGS	
	DN	dash	inch	mm	inch	mm	inch	bar	psi	bar	psi	mm	inch	g/m	lb/ft	Std1	Std2
H01A94006*	6	- 4	1/4"	11,3	0,44	13,1	0,52	400	5800	1600	23200	45	1,77	280	0,19	MF+M00120-04	
H01A94008*	8	- 5	5/16"	12,9	0,51	14,6	0,57	400	5800	1600	23200	100	3,94	315	0,21	MF+M00120-05	
H01A94010*	10	- 6	3/8"	16,7	0,66	18,5	0,73	400	5800	1600	23200	130	5,12	520	0,35	MF+M00910-06	
H01A94012*	12	- 8	1/2"	19,8	0,78	21,8	0,86	350	5070	1400	20300	178	7,01	660	0,44	MF+M00910-08	

CONTINUOUS SERVICE TEMPERATURE RANGE

15 °F / 275 °F
-10 °C / 135 °C

MAX OPERATING TEMPERATURE

150 °C, 300 °F

TUBE

Water resistant synthetic rubber

REINFORCEMENT

Two high tensile steel braids

COVER

Environment resistant synthetic rubber

APPLICABLE SPECS

MANULI® Design

TYPE APPROVALS

CU-TR

PROJET (BLUE)

PRESSURE WASH - BLUE VERSION



KEY FEATURES

- Very high pressure resistance
- Lightness and flexibility
- Easy handling
- Good abrasion resistance
- Designed to meet IEC-2 (safety factor 4:1)
- Skive fitting solution for maximum robustness in professional long lasting applications

APPLICATIONS & FLUIDS

- Professional water-cleaning machines
- Water, mineral oils, vegetable and rape seed oils, glycol and polyglycol based oils, synthetic ester based oils, oils in aqueous emulsion

TECHNICAL DATA

PART. REF.	HOSE SIZE			R.O.D.		O.D.		MAX W.P.		BURST		MIN.BEND		WEIGHT		FITTINGS	
	DN	dash	inch	mm	inch	mm	inch	bar	psi	bar	psi	mm	inch	g/m	lb/ft	Std1	Std2
H01A95006*	6	- 4	1/4"	11,3	0,44	13,1	0,52	400	5800	1600	23200	45	1,77	275	0,18	MF+M00120-04	
H01A95008*	8	- 5	5/16"	12,9	0,51	14,6	0,57	400	5800	1600	23200	100	3,94	310	0,21	MF+M00120-05	
H01A95010*	10	- 6	3/8"	16,7	0,66	18,5	0,73	400	5800	1600	23200	130	5,12	520	0,35	MF+M00910-06	
H01A95012*	12	- 8	1/2"	19,8	0,78	21,8	0,86	350	5070	1400	20300	178	7,01	650	0,44	MF+M00910-08	

CONTINUOUS SERVICE TEMPERATURE RANGE

15 °F / 275 °F
-10 °C / 135 °C

MAX OPERATING TEMPERATURE

150 °C, 300 °F

TUBE

Water resistant synthetic rubber

REINFORCEMENT

Two high tensile steel braids

COVER

Environment resistant synthetic rubber

APPLICABLE SPECS

MANULI® Design

TYPE APPROVALS

CU-TR

GOLDENBLAST

SAFE WATERBLAST TECHNOLOGY



KEY FEATURES

- Basic hose line for scale removing applications
- Compactness, lightness and flexibility
- Safety factor 2,5:1 (accepted world standard as specified by RMA-USA, BFPA-UK, DIN-Germany, ISO 7751)
- High abrasion resistant cover

APPLICATIONS & FLUIDS



- Waterblasting, scale removing applications using extreme high working pressures:
 - building and industrial sectors (roadworks, removal of concrete from reinforced concrete structures safeguarding metal components);
 - scale removal ships hulls in shipyard;
 - dust elimination
- Water, water soap, emulsions

TECHNICAL DATA

PART. REF.	HOSE SIZE			R.O.D.		O.D.		MAX W.P.		BURST		MIN. BEND		WEIGHT		FITTINGS	
	DN	dash	inch	mm	inch	mm	inch	bar	psi	bar	psi	mm	inch	g/m	lb/ft	Std1	Std2
H10072010*	10	- 6	3/8"	17,6	0,69	20,2	0,80	750	10870	1875	27190	180	7,09	756	0,51	BL+M01700-06	
H10072A12*	12	- 8	1/2"	20,4	0,80	23,0	0,91	750	10870	1875	27190	220	8,66	905	0,61	BL+M01700-08	

CONTINUOUS SERVICE TEMPERATURE

RANGE
15 °F / 158 °F
-10 °C / 70 °C

MAX OPERATING TEMPERATURE

93 °C, 200 °F

TUBE

Water resistant synthetic rubber

REINFORCEMENT

Four high tensile steel spirals

COVER

Synthetic rubber with high temperature, ozone and abrasion resistance

APPLICABLE SPECS

MANULI® Design, Australian Std. AS/NZS 4233.2

TYPE APPROVALS

CU-TR; MSHA

GOLDENBLAST/PLUS

SAFE WATERBLAST TECHNOLOGY



KEY FEATURES

- Hose line for waterblasting with pressures up to 1250 bar
- Compactness, lightness and flexibility
- Safety factor 2,5:1 (accepted world standard as specified by RMA-USA, BFPA-UK, DIN-Germany, ISO 7751)
- High abrasion resistance cover

APPLICATIONS & FLUIDS



- Waterblasting, scale removing applications using extreme high working pressures:
 - building and industrial sectors (roadworks, removal of concrete from reinforced concrete structures safeguarding metal components);
 - scale removal ships hulls in shipyard;
 - dust elimination
- Water, water soap, emulsions

TECHNICAL DATA

PART. REF.	HOSE SIZE			R.O.D.		O.D.		MAX W.P.		BURST		MIN. BEND		WEIGHT		FITTINGS	
	DN	dash	inch	mm	inch	mm	inch	bar	psi	bar	psi	mm	inch	g/m	lb/ft	Std1	Std2
H10066010*	10	- 6	3/8"	17,4	0,69	20,0	0,79	1250	18120	3125	45320	230	9,06	800	0,54	BL+M01700-06	
H10066A12*	12	- 8	1/2"	21,5	0,85	24,1	0,95	1100	15950	2750	39880	230	9,06	1110	0,75	BL+M01700-08	
H10066019*	19	- 12	3/4"	29,0	1,14	32,0	1,26	1000	14500	2500	36250	250	9,84	1730	1,16	BL+M01700-12	
H10066025*	25	- 16	1"	35,1	1,38	38,1	1,50	700	10150	1750	25380	250	9,84	2040	1,37	BL+M01500-16	

CONTINUOUS SERVICE TEMPERATURE RANGE

15 °F / 158 °F
-10 °C / 70 °C

MAX OPERATING TEMPERATURE

93 °C, 200 °F

TUBE

Water resistant synthetic rubber

REINFORCEMENT

Four high tensile steel spirals

COVER

Synthetic rubber with very high temperature, ozone and abrasion resistance

APPLICABLE SPECS

MANULI® Design, Australian Std. AS/NZS 4233.2

TYPE APPROVALS

CU-TR; MSHA

GOLDENBLAST/SIX

SAFE WATERBLAST TECHNOLOGY



KEY FEATURES

- Six wire spiral hose dedicated to severe applications with pressures up to 1450 bar
- Compactness, lightness and flexibility
- Safety factor 2,5:1 (accepted world standard as specified by RMA-USA, BFPA-UK, DIN-Germany, ISO 7751)
- High abrasion resistance cover

APPLICATIONS & FLUIDS



- Waterblasting, scale removing applications using extreme high working pressures:
 - building and industrial sectors (roadworks, removal of concrete from reinforced concrete structures safeguarding metal components);
 - scale removal ships hulls in shipyard;
 - dust elimination
- Water, water soap, emulsions

TECHNICAL DATA

PART. REF.	HOSE SIZE			R.O.D.		O.D.		MAX W.P.		BURST		MIN. BEND		WEIGHT		FITTINGS	
	DN	dash	inch	mm	inch	mm	inch	bar	psi	bar	psi	mm	inch	g/m	lb/ft	Std1	Std2
H10067012*	12	- 8	1/2"	25,9	1,02	28,9	1,14	1450	21030	3625	52570	250	9,84	1880	1,26	BL+M01800-08	
H10067019*	19	- 12	3/4"	32,4	1,28	35,4	1,39	1350	19580	3375	48950	280	11,02	2630	1,77	BL+M01800-12	

CONTINUOUS SERVICE TEMPERATURE

RANGE
15 °F / 158 °F
-10 °C / 70 °C

MAX OPERATING TEMPERATURE

93 °C, 200 °F

TUBE

Water resistant synthetic rubber

REINFORCEMENT

Six high tensile steel spirals

COVER

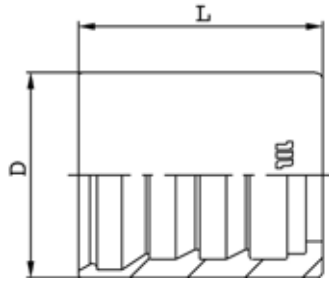
Synthetic rubber with very high temperature, ozone and abrasion resistance

APPLICABLE SPECS

MANULI® Design, Australian Std. AS/NZS 4233.2

TYPE APPROVALS

CU-TR; MSHA

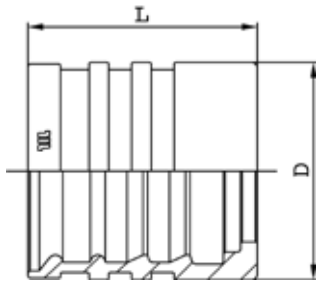


FERRULE

M00110/M00120/M00130

SKIVE FERRULE FOR WIRE BRAID HOSES

PART. REF.	HOSE BORE			DIMENSIONS mm						
	DN	Dash	inch	D	L					
M00120-04	6	- 4	1/4"	19,5	28					
M00120-05	8	- 5	5/16"	20	28,6					

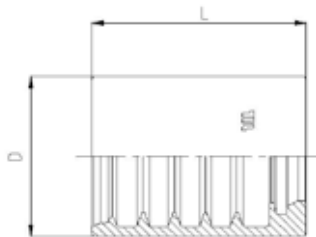


FERRULE

M00910/M00920/M00930

SKIVE FERRULE FOR WIRE BRAID AND SPIRAL HOSES

PART. REF.	HOSE BORE			DIMENSIONS mm						
	DN	Dash	inch	D	L					
M00910-06	10	- 6	3/8"	26	33					
M00910-08	12	- 8	1/2"	30	34					

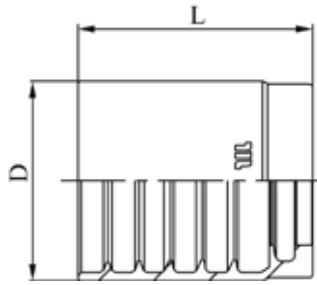


FERRULE

M03300

NO-SKIVE FERRULE FOR WIRE BRAID HOSES

PART. REF.	HOSE BORE			DIMENSIONS mm						
	DN	Dash	inch	D	L					
M03300-04	6	- 4	1/4"	20,5	27,5					
M03300-05	8	- 5	5/16"	22,8	28,5					

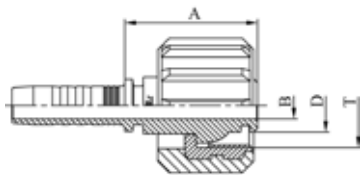


FERRULE

M03400

NO-SKIVE FERRULE FOR WIRE BRAID HOSES

PART. REF.	HOSE BORE			DIMENSIONS mm									
	DN	Dash	inch			D	L						
M03400-04	6	- 4	1/4"			23	30,1						
M03400-05	8	- 5	5/16"			24	30						
M03400-06	10	- 6	3/8"			26	31,1						
M03400-08	12	- 8	1/2"			29	34						
M03400-10	16	- 10	5/8"			33	37						
M03400-12	19	- 12	3/4"			37	42						



CONNECTIONS - CLEANING

M24913

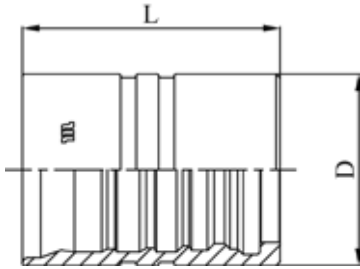
WASH CLEANER FEMALE

PART. REF.	HOSE BORE			Thread	DIMENSIONS mm								
	DN	Dash	inch		T	B	A	D					
M24913-04-22	6	- 4	1/4"	M 22x1,5		4	34	13,9					
M24913-05-22	8	- 5	5/16"	M 22x1,5		5,5	34	13,9					
M24913-06-22	10	- 6	3/8"	M 22x1,5		7	34,5	13,9					

FERRULE

M01500

DOUBLE SKIVE FERRULE FOR HEAVY DUTY SPIRAL HOSES (4 PLY)

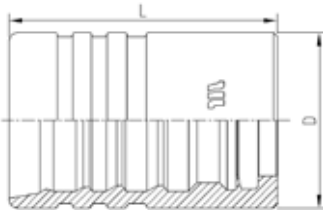


PART. REF.	HOSE BORE			DIMENSIONS mm							
	DN	Dash	inch			D	L				
M01500-16	25	- 16	1"			48	64,5				

FERRULE - BLASTING

M01700

DOUBLE SKIVE FERRULE FOR EXTRA DUTY SPIRAL HOSES (4 PLY)

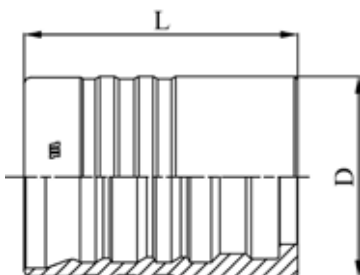


PART. REF.	HOSE BORE			DIMENSIONS mm							
	DN	Dash	inch			D	L				
M01700-06	10	- 6	3/8"			29,7	57,5				
M01700-08	12	- 8	1/2"			34	65				
M01700-12	19	- 12	3/4"			45,1	69				

FERRULE - BLASTING

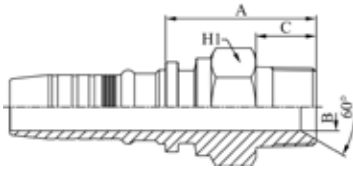
M01800

DOUBLE SKIVE FERRULE FOR EXTRA DUTY SPIRAL HOSES (6 PLY)



PART. REF.	HOSE BORE			DIMENSIONS mm							
	DN	Dash	inch			D	L				
M01800-08	12	- 8	1/2"			38,3	64,4				
M01800-12	19	- 12	3/4"			48,6	69				

CONNECTIONS - BLASTING



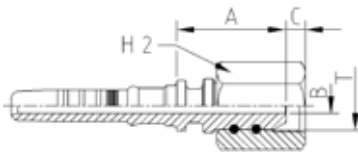
M57810 (DN 16: M52810)

NPTF MALE 60° CONE SEAT - SAE J516/J514

PART. REF.	HOSE BORE			Thread		DIMENSIONS mm						
	DN	Dash	inch			T	B	A	C			
M57810-06-06	10	- 6	3/8"	3/8" - 18		8,5	38	15,5	22			
M57810-08-08	12	- 8	1/2"	1/2" - 14		10	44,5	21	27			
M57810-12-12	19	- 12	3/4"	3/4" - 14		15	49,5	21	32			
M52810-16-16	25	- 16	1"	1" - 11		19,5	55	24,2	41			

The BLASTLOCK fittings have to be used with the GOLDENBLAST hoses only, that are suggested for waterblasting applications. For hydraulic applications please refer to dedicated fittings (ILP)

CONNECTIONS - BLASTING



M65514

BSP FEMALE 60° CONE
(BS5200 - ISO 8434-6)

PART. REF.	HOSE BORE			Thread		DIMENSIONS mm						
	DN	Dash	inch			T	B	A	C			
M65514-06-06	10	- 6	3/8"	3/8" - 19		4,8	34,5	6	24			
M65514-08-08	12	- 8	1/2"	1/2" - 14		9	37	6,5	30			
M65514-12-12	19	- 12	3/4"	3/4" - 14		12	43	8,7	36			

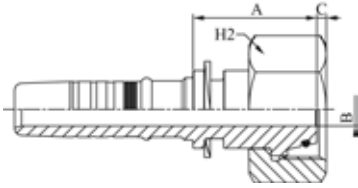
The BLASTLOCK fittings have to be used with the GOLDENBLAST hoses only, that are suggested for waterblasting applications. For hydraulic applications please refer to dedicated fittings (ILP)

"B" dimension does not comply with: BS5200 and ISO8434-6 spec.

CONNECTIONS - BLASTING

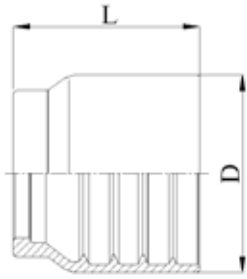
M66613

METRIC O-RING FEMALE 24° CONE HEAVY DUTY - DIN 20066/ISO 12151-2 (SLIP-ON NUT)



PART. REF.	HOSE BORE			Thread	Pipe	DIMENSIONS mm						
	DN	Dash	inch			T	mm	B	A	C	H2	
M66613-06-22	10	- 6	3/8"	M 22x1,5	14	4,8	32	3,5	27			
M66613-06-24	10	- 6	3/8"	M 24x1,5	16	6,3	34	4	32			
M66613-08-24	12	- 8	1/2"	M 24x1,5	16	9	35,5	4	32			
M66613-12-36	19	- 12	3/4"	M 36x2	25	12	44,5	3,4	46			
M66613-16-42	25	- 16	1"	M 42x2	30	19,5	43,5	5,3	50			

The BLASTLOCK fittings have to be used with the GOLDENBLAST hoses only, that are suggested for waterblasting applications. For hydraulic applications please refer to dedicated fittings (ILP)



FERRULE

OPF3100

**NO-SKIVE FLAT CRIMP
FERRULE FOR BRAIDED HOSES**

PART. REF.	HOSE BORE			DIMENSIONS mm								
	DN	Dash	inch			D	L					
OPF3100-04	6	- 4	1/4"			23	27,5					
OPF3100-05	8	- 5	5/16"			24	27					
OPF3100-06	10	- 6	3/8"			26,5	29,5					

BLASTLOCK TYPE

ASSEMBLING INSTRUCTIONS



The following assembling instructions are strongly recommended for heavy-duty applications

The crimping operation to apply BLASTLOCK fittings must be carried out with proper high performance crimping/assembling machines, with a crimping force higher than 2,800-3,000 kN, and approved by Manuli Hydraulics. This is in order to guarantee the optimum coupling assembly deformations and correct hose gripping.

It is recommended that the detailed assembling instructions are followed. These are supplied by Manuli Hydraulics to customers, assemblers and operators using the integrated package, GOLDENBLAST hose & BLASTLOCK fittings.

Each assembly must be pressure tested at the pressure level required by the reference specifications (e.g. EN 1829-2 requirement is 1.5 times the WP for minimum 30 seconds) and taking into consideration all safety implications.

Specialised personnel are recommended for the assembling operation of BLASTLOCK fittings.

PART REF.	THREAD SIZE	OR SUPPLIED (NBR 90 ShA)	TIGHTENING TORQUE (Nm)
M66613-6-22	M 22 x 1.5	10 x 2	70
M66613-08-24	M 24 x 1.5	12 x 2	100
M66613-12-36	M 36 x 2	20.3 x 2.4	190
M66613-16-42	M 42 x 2	25.3 x 2.4	220

BLASTLOCK TYPE

RECOMMENDATIONS

Please see the following recommendations for the safe and correct use of the Manuli Goldenblast product line:

- **Don't mix and match:** MRI highly recommends the use of its integrated waterblasting package. The use of alternative hose or fittings can result in poor quality and reliability of the assembly.
- In line with international regulations, **all** waterblasting assemblies should be **tested to 150% of the indicated maximum static working pressure** before using.
- If waterblasting assemblies are used at a pressure exceeding the maximum working pressure indicated, the assemblies structure can cause an over-stressed situation. For the same reason **pulsating pressure** situations also need to be avoided.
- **Relief valves** should be used to preserve waterblasting equipment and hose assemblies.
- When **safety devices** are applied to prevent fitting blow-off, hose elongation and contraction needs to be taken in consideration. Under pressure, the hose length can vary between -4% to +2%.
- **Waterblasting assemblies should never be used in "hang down" positions.** These conditions can cause hose reinforcement restriction to contraction/elongation and over-stress fittings when supporting the weight of the hanging hose.
- Strictly avoid applying any **external force** on the hose assembly, such as axial tension, twisting, kinking or crushing.
- **Temperature** influences the resistance to leakage. Working temperature should be maintained below 70°C.
- Hose assemblies need to be replaced in case of damage, such as:
 - ✓ hose cover abrasion, cuts, chemical attack, corrosion
 - ✓ reinforcement crushing or twisting
- **High pressure water must always be considered as extremely dangerous.** Anyone handling waterblasting equipment should wear proper protective clothing, boots and eye protection.

