




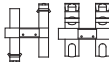

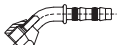



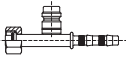

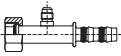
REFRIGERATION



Fluid connectors, solid solutions




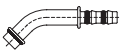
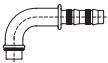


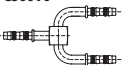

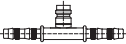


 **manuli**[®]
HYDRAULICS

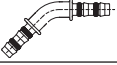

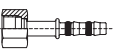


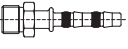

VISUAL INDEX

REFERENCE	DESCRIPTION	PAGE
FRIGOCLIC®		
C00700 	REFRIMASTER FERRULE CASQUILLO REFRIMASTER REFRIMASTER FASSUNG BOCCOLA REFRIMASTER	590
C00750 	REFRIMASTER PLUS FERRULE CASQUILLO REFRIMASTER PLUS REFRIMASTER PLUS FASSUNG BOCCOLA REFRIMASTER PLUS	590
C01000 	REFRIMASTER CLAMP ABRAZADERA REFRIMASTER REFRIMASTER KLAMMER FASCETTA REFRIMASTER	590
C01050 	REFRIMASTER PLUS CLAMP ABRAZADERA REFRIMASTER PLUS REFRIMASTER PLUS KLAMMER FASCETTA REFRIMASTER PLUS	591
C42610 	45° SAE STRAIGHT FEMALE HEMBRA 45° SAE RECTO 45° SAE DICHTKOPF GERADE FEMMINA 45° SAE - DRITTO	591
C42640 	45° SAE FEMALE 45° ELBOW HEMBRA RECTA SAE CODO 45° 45° SAE DICHTKOPF - 45° BOGEN FEMMINA 45° SAE - CURVA 45°	591
C42690 	45° SAE FEMALE 90° ELBOW HEMBRA 45° SAE CODO 90° 45° SAE DICHTKOPF - 90° BOGEN FEMMINA 45° SAE - CURVA 90°	592
C42680 	SHORT VERSION 45° SAE FEMALE 90° ELBOW HEMBRA 45° SAE TIPO CORTO CODO 90° 45° SAE DICHTKOPF KURZE VERSION - 90° BOGEN FEMMINA 45° SAE - TIPO CORTO - CURVA 90°	592
C47910 	STRAIGHT O-RING FEMALE HEMBRA O-RING RECTO DICHTKOPF O-RING GERADE FEMMINA O-RING - DRITTO	593
C47915 	STRAIGHT O-RING FEMALE WITH HIGH PRESSURE VALVE HEMBRA O-RING RECTO CON VÁLVULA DE ALTA PRESION DICHTKOPF O-RING GERADE MIT HOCHDRUCKVENTIL FEMMINA O-RING - DRITTO CON VALVOLA ALTA PRESSIONE	593
C47916 	STRAIGHT O-RING FEMALE WITH LOW PRESSURE VALVE HEMBRA O-RING RECTO CON VÁLVULA DE BAJA PRESION DICHTKOPF O-RING GERADE MIT NIEDERDRUCKVENTIL FEMMINA O-RING - DRITTO CON VALVOLA BASSA PRESSIONE	594
C47912 	STRAIGHT O-RING FEMALE 1/4" SAE CHARGE VALVE HEMBRA O-RING RECTO CON VÁLVULA DE CARGA 1/4" SAE DICHTKOPF O-RING GERADE MIT 1/4" SAE FÜLLVENTIL FEMMINA O-RING - DRITTO CON VALVOLA DI CARICA 1/4" SAE	594





REFERENCE	DESCRIPTION	PAGE
C47940 	O-RING FEMALE 45° ELBOW HEMBRA O-RING CODO 45° DICHTKOPF O-RING - 45° BOGEN FEMMINA O-RING - CURVA 45°	594
C47945 	O-RING FEMALE 45° ELBOW WITH HIGH PRESSURE VALVE HEMBRA O-RING CODO 45° CON VÁLVULA DE ALTA PRESION DICHTKOPF O-RING - 45° BOGEN MIT HOCHDRUCKVENTIL FEMMINA O-RING - CURVA 45° CON VALVOLA ALTA PRESSIONE	595
C47946 	O-RING FEMALE 45° ELBOW WITH LOW PRESSURE VALVE HEMBRA O-RING CODO 45° CON VÁLVULA DE BAJA PRESION DICHTKOPF O-RING - 45° BOGEN MIT NIEDERDRUCKVENTIL FEMMINA O-RING - CURVA 45° CON VALVOLA BASSA PRESSIONE	595
C47990 	O-RING FEMALE 90° ELBOW HEMBRA O-RING CODO 90° DICHTKOPF O-RING - 90° BOGEN FEMMINA O-RING - CURVA 90°	595
C47995 	O-RING FEMALE 90° ELBOW WITH HIGH PRESSURE VALVE HEMBRA O-RING CODO 90° CON VÁLVULA DE ALTA PRESION DICHTKOPF O-RING - 90° BOGEN MIT HOCHDRUCKVENTIL FEMMINA O-RING - CURVA 90° CON VALVOLA ALTA PRESSIONE	596
C47996 	O-RING FEMALE 90° ELBOW WITH LOW PRESSURE VALVE HEMBRA O-RING CODO 90° CON VÁLVULA DE BAJA PRESION DICHTKOPF O-RING - 90° BOGEN MIT NIEDERDRUCKVENTIL FEMMINA O-RING - CURVA 90° CON VALVOLA BASSA PRESSIONE	596
C47992 	O-RING FEMALE 90° ELBOW WITH 1/4\" SAE CHARGE VALVE HEMBRA O-RING CODO 90° CON VÁLVULA DE CARGA 1/4\" SAE DICHTKOPF O-RING - 90° BOGEN MIT 1/4\" SAE FÜLLVENTIL FEMMINA O-RING - CURVA 90° CON VALVOLA DI CARICA 1/4\" SAE	596
C47980 	SHORT VERSION O-RING FEMALE 90° ELBOW HEMBRA O-RING TIPO CORTO CODO 90° DICHTKOPF O-RING KURZE VERSION - 90° BOGEN FEMMINA O-RING TIPO CORTO - CURVA 90°	597
C47985 	SHORT VERSION O-RING FEMALE 90° ELBOW WITH HIGH PRESSURE VALVE HEMBRA O-RING TIPO CORTO CODO 90° CON VÁLVULA DE ALTA PRESION DICHTKOPF O-RING KURZE VERSION - 90° BOGEN MIT HOCHDRUCKVENTIL FEMMINA O-RING TIPO CORTO - CURVA 90° CON VALVOLA ALTA PRESSIONE	597
C47986 	SHORT VERSION O-RING FEMALE 90° ELBOW WITH LOW PRESSURE VALVE HEMBRA O-RING TIPO CORTO CODO 90° CON VÁLVULA DE BAJA PRESION DICHTKOPF O-RING KURZE VERSION - 90° BOGEN MIT NIEDERDRUCKVENTIL FEMMINA O-RING TIPO CORTO - CURVA 90° CON VALVOLA BASSA PRESSIONE	597
C38010 	STRAIGHT O-RING MALE MACHO O-RING RECTO AUSSENGEWINDE O-RING GERADE MASCHIO O-RING - DRITTO	598
C38040 	O-RING MALE 45° ELBOW MACHO O-RING CODO 45° AUSSENGEWINDE O-RING - 45° BOGEN MASCHIO O-RING - CURVA 45°	598

VISUAL INDEX

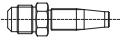
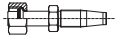










REFERENCE	DESCRIPTION	PAGE
C38090 	O-RING MALE 90° ELBOW MACHO O-RING CODO 90° AUSSERGEWINDE O-RING - 90° BOGEN MASCHIO O-RING - CURVA 90°	599
C38092 	O-RING MALE 90° ELBOW WITH 1/4" SAE CHARGE VALVE MACHO O-RING CODO 90° CON VÁLVULA DE CARGA 1/4" SAE AUSSERGEWINDE O-RING - 90° BOGEN MIT 1/4" SAE FÜLLVENTIL MASCHIO O-RING - CURVA 90° CON VALVOLA DI CARICA 1/4" SAE	599
C47610 	STRAIGHT FITTING FOR EXPANSION VALVE CONEXION RECTA PARA VÁLVULA DE EXPANSIÓN ANSCHLUSS FÜR EXPANSIONSVENTIL GERADE RACCORDO DRITTO PER VALVOLA D'ESPANSIONE	599
C47640 	FITTING FOR EXPANSION VALVE 45° ELBOW CONEXION PARA VÁLVULA DE EXPANSION CODO 45° ANSCHLUSS FÜR EXPANSIONSVENTIL 45° BOGEN RACCORDO PER VALVOLA D'ESPANSIONE CURVA 45°	600
C47690 	FITTING FOR EXPANSION VALVE 90° ELBOW CONEXION PARA VÁLVULA DE EXPANSION CODO 90° ANSCHLUSS FÜR EXPANSIONSVENTIL 90° BOGEN RACCORDO PER VALVOLA D'ESPANSIONE CURVA 90°	600
C30010 	STRAIGHT CONNECTION FITTINGS RACORES PARA CONEXION RECTOS GERADER VERBINDER GIUNZIONE DRITTA	600
C300T0 	3 WAYS CONNECTION FITTINGS RACORES PARA CONEXION DE 3 VIAS 3 - WEGE VERBINDER GIUNZIONE A TRE VIE	601
C300Y0 	"Y" CONNECTION FITTING CONEXION EN "Y" „Y“ VERBINDER GIUNZIONE A "Y"	601
C300H0 	"H" CONNECTION FITTINGS CONEXION EN "H" „H“ VERBINDER GIUNZIONE AD "H"	602
C30015 	STRAIGHT CONNECTION FITTING WITH HIGH PRESSURE VALVE CONEXION RECTA CON VÁLVULA DE ALTA PRESION GERADER VERBINDER MIT HOCHDRUCKVENTIL GIUNZIONE DRITTA CON VALVOLA DI ALTA PRESSIONE	602
C30016 	STRAIGHT CONNECTION FITTING WITH LOW PRESSURE VALVE CONEXION RECTA CON VÁLVULA DE BAJA PRESION GERADER VERBINDER MIT NIEDERDRUCKVENTIL GIUNZIONE DRITTA CON VALVOLA DI BASSA PRESSIONE	603
C30012 	STRAIGHT CONNECTION FITTING 1/4" SAE CHARGE VALVE CONEXION RECTA CON VÁLVULA DE CARGA 1/4" SAE GERADER VERBINDER MIT 1/4" SAE FÜLLVENTIL GIUNZIONE DRITTA CON VALVOLA DI CARICA 1/4" SAE	603


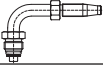
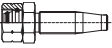
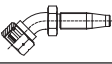
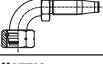




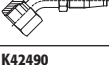
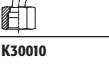

REFERENCE	DESCRIPTION	PAGE
C30040 	CONNECTION FITTING 45° ELBOW CONEXION CODO 45 VERBINDER - 45° BOGEN GIUNZIONE - CURVA 45°	603
C30090 	CONNECTION FITTING 90° ELBOW CONEXION CODO 90° VERBINDER - 90° BOGEN GIUNZIONE - CURVA 90°	604
C42410 	STRAIGHT ORS FLAT SEAL FEMALE HEMBRA ORS ASIEN TO PLANO RECTO ORS DICHTKOPF FLACHDICHTEND FEMMINA TENUTA FRONTALE ORS	604
C42440 	ORS FLAT SEAL FEMALE 45° ELBOW HEMBRA ORS ASIEN TO PLANO CODO 45° ORS DICHTKOPF FLACHDICHTEND - 45° BOGEN° FEMMINA TENUTA FRONTALE ORS - CURVA 45°	605
C42490 	ORS FLAT SEAL FEMALE 90° ELBOW HEMBRA ORS ASIEN TO PLANO CODO 90° ORS DICHTKOPF FLACHDICHTEND - 90° BOGEN° FEMMINA TENUTA FRONTALE ORS - CURVA 90°	605
C37910 	STRAIGHT MALE WITH O-RING SEAT MACHO RECTO CON O-RING AUSSENGEWINDE MIT O-RING SITZ GERADE MASCIO SEDE O-RING - DRITTO	606
C37990 	MALE WITH O-RING SEAT 90° ELBOW MACHO CON O-RING CODO 90° AUSSENGEWINDE MIT O-RING SITZ - 90° BOGEN MASCIO SEDE O-RING - CURVA 90°	606

STAR-FIT®

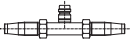


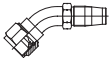





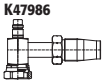

K00400 	STAR-FIT FERRULE STAR-FIT CASQUILLO STAR-FIT FASSUNG BOCCOLA STAR-FIT	607
K42610 	45° SAE STRAIGHT FEMALE HEMBRA 45° SAE RECTO 45° SAE DICHTKOPF GERADE FEMMINA 45° SAE - DRITTO	608
K42640 	45° SAE FEMALE 45° ELBOW HEMBRA 45° SAE CODO 45° 45° SAE DICHTKOPF - 45° BOGEN FEMMINA 45° SAE - CURVA 45°	609
K42690 	45° SAE FEMALE 90° ELBOW HEMBRA 45° SAE CODO 90° 45° SAE DICHTKOPF - 90° BOGEN° FEMMINA 45° SAE - CURVA 90°	609

VISUAL INDEX

REFERENCE	DESCRIPTION	PAGE
K32610	 <p>STRAIGHT 45° SAE FLARE MALE MACHO CÓNICO 45° SAE RECTO 45° SAE AUSSENGEWINDE GERADE MASCIO SVASATO 45° SAE - DRITTO</p>	610
K47910	 <p>STRAIGHT O-RING FEMALE HEMBRA O-RING RECTO DICHTKOPF O-RING GERADE FEMMINA O-RING - DRITTO</p>	610
K47916	 <p>STRAIGHT O-RING FEMALE WITH LOW PRESSURE VALVE HEMBRA O-RING RECTO CON VÁLVULA DE BAJA PRESION DICHTKOPF O-RING GERADE MIT NIEDERDRUCKVENTIL FEMMINA O-RING - DRITTO CON VALVOLA BASSA PRESSIONE</p>	611
K47915	 <p>STRAIGHT O-RING FEMALE WITH HIGH PRESSURE VALVE HEMBRA O-RING RECTO CON VÁLVULA DE ALTA PRESION DICHTKOPF O-RING GERADE MIT HOCHDRUCKVENTIL FEMMINA O-RING - DRITTO CON VALVOLA ALTA PRESSIONE</p>	611
K47912	 <p>STRAIGHT O-RING FEMALE WITH 1/4" SAE CHARGE VALVE HEMBRA O-RING RECTO CON VÁLVULA DE CARGA 1/4" SAE DICHTKOPF O-RING GERADE MIT 1/4" SAE FÜLLVENTIL FEMMINA O-RING - DRITTO CON VALVOLA DI CARICA 1/4" SAE</p>	611
K47940	 <p>O-RING FEMALE 45° ELBOW HEMBRA O-RING CODO 45° DICHTKOPF O-RING - 45° BOGEN FEMMINA O-RING - CURVA 45°</p>	612
K47990	 <p>O-RING FEMALE 90° ELBOW HEMBRA O-RING CODO 90° DICHTKOPF O-RING - 90° BOGEN FEMMINA O-RING - CURVA 90°</p>	612
K47992	 <p>O-RING FEMALE 90° ELBOW WITH 1/4" SAE CHARGE VALVE HEMBRA O-RING CODO 90° CON VÁLVULA DE CARGA 1/4" SAE DICHTKOPF O-RING - 90° BOGEN MIT 1/4" SAE FÜLLVENTIL FEMMINA O-RING - CURVA 90° CON VALVOLA DI CARICA 1/4" SAE</p>	613
K47995	 <p>O-RING FEMALE 90° ELBOW WITH HIGH PRESSURE VALVE HEMBRA O-RING CODO 90° CON VÁLVULA DE ALTA PRESION DICHTKOPF O-RING - 90° BOGEN MIT HOCHDRUCKVENTIL FEMMINA O-RING - CURVA 90° CON VALVOLA ALTA PRESSIONE</p>	613
K47996	 <p>O-RING FEMALE 90° ELBOW WITH LOW PRESSURE VALVE HEMBRA O-RING CODO 90° CON VÁLVULA DE BAJA PRESION DICHTKOPF O-RING - 90° BOGEN MIT NIEDERDRUCKVENTIL FEMMINA O-RING - CURVA 90° CON VALVOLA BASSA PRESSIONE</p>	613
K47945	 <p>O-RING FEMALE 45° ELBOW WITH HIGH PRESSURE VALVE HEMBRA O-RING CODO 45° CON VÁLVULA DE ALTA PRESION DICHTKOPF O-RING - 45° BOGEN MIT HOCHDRUCKVENTIL FEMMINA O-RING - CURVA 45° CON VALVOLA ALTA PRESSIONE</p>	614
K38010	 <p>STRAIGHT O-RING MALE MACHO O-RING RECTO AUSSENGEWINDE O-RING GERADE MASCIO O-RING - DRITTO</p>	614

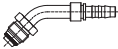








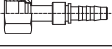

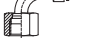
REFERENCE	DESCRIPTION	PAGE
K38040 	O-RING MALE 45° ELBOW MACHO O-RING CODO 45° AUSSENGEWINDE O-RING - 45° BOGEN MASCHIO O-RING - CURVA 45°	614
K38090 	O-RING MALE 90° ELBOW MACHO O-RING CODO 90° AUSSENGEWINDE O-RING - 90° BOGEN MASCHIO O-RING - CURVA 90°	615
K41510 	STRAIGHT 24° DIN FLARE O-RING OGIVAL FEMALE HEMBRA O-RING OGIVA 24° DIN CÓNICO RECTO DICHTKOPF 24° DIN KONUS MIT O-RING GERADE FEMMINA O-RING OGIVA 24° DIN - DRITTO	615
K41540 	24° DIN FLARE O-RING OGIVAL FEMALE 45° ELBOW HEMBRA O-RING OGIVA 24° DIN CÓNICO CODO 45° DICHTKOPF 24° DIN KONUS MIT O-RING - 45° BOGEN° FEMMINA O-RING OGIVA 24° DIN - CURVA 45°	615
K41590 	24° DIN FLARE O-RING OGIVAL FEMALE 90° ELBOW HEMBRA O-RING OGIVA 24° DIN CÓNICO CODO 90° DICHTKOPF 24° DIN KONUS MIT O-RING 90° BOGEN° FEMMINA O-RING OGIVA 24° DIN - CURVA 90°	616
K43710 	STRAIGHT FLANGE FITTING BRIDA RECTA FLANSCHARMATUR GERADE RACCORDO DRITTO CON FLANGIA	616
K43740 	FLANGE FITTING 45° ELBOW BRIDA 45° FLANSCHARMATUR - 45° BOGEN RACCORDO CON FLANGIA - CURVA 45°	616
K43790 	FLANGE FITTING 90° ELBOW BRIDA 90° FLANSCHARMATUR - 90° BOGEN RACCORDO CON FLANGIA - CURVA 90°	617
K42410 	STRAIGHT ORS FLAT SEAL FEMALE HEMBRA ASIEN TO PLANO ORS RECTO ORS DICHTKOPF FLACHDICHTEND FEMMINA TENUTA FRONTALE ORS - DRITTO	617
K42440 	ORS FLAT SEAL FEMALE 45° ELBOW HEMBRA ASIEN TO PLANO ORS CODO 45° ORS DICHTKOPF FLACHDICHTEND - 45° BOGEN FEMMINA TENUTA FRONTALE ORS - CURVA 45°	618
K42490 	ORS FLAT SEAL FEMALE 90° ELBOW HEMBRA ASIEN TO PLANO ORS CODO 90° ORS DICHTKOPF FLACHDICHTEND - 90° BOGEN FEMMINA TENUTA FRONTALE ORS - CURVA 90°	618
K30010 	STRAIGHT CONNECTION FITTING RACOR RECTO GERADER VERBINDER GIUNZIONE DRITTA	619


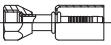
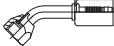

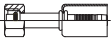
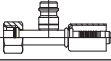
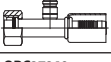
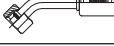
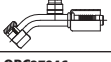
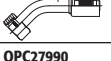

VISUAL INDEX

REFERENCE	DESCRIPTION	PAGE
K30015	STRAIGHT CONNECTION FITTING WITH HIGH PRESSURE VALVE RACOR RECTO CON VÁLVULA DE ALTA PRESION GERADER VERBINDER MIT HOCHDRUCKVENTIL GIUNZIONE DRITTA CON VALVOLA ALTA PRESSIONE	619
		
K30016	STRAIGHT CONNECTION FITTING WITH LOW PRESSURE VALVE RACOR RECTO CON VÁLVULA DE BAJA PRESION GERADER VERBINDER MIT NIEDERDRUCKVENTIL GIUNZIONE DRITTA CON VALVOLA BASSA PRESSIONE	619
		
K42510	JIC 37° STRAIGHT FEMALE FITTING HEMBRA JIC 37° RECTO GERADER EINSCHRAUBER JIC 37° FEMMINA JIC 37° - DRITTO	620
		
K42540	JIC 37° FEMALE FITTING 45° ELBOW HEMBRA JIC 37° CODO 45° EINSCHRAUBER JIC 37° - 45° WINKELADAPTER FEMMINA JIC 37° - CURVA 45°	620
		
K42590	JIC 37° FEMALE FITTING 90° ELBOW HEMBRA JIC 37° CODO 90° DICHTKOPF JIC 37° - 90° BOGEN FEMMINA JIC 37° - CURVA 90°	620
		
K31110	STRAIGHT 24° MALE DIN MACHO 24° DIN RECTO AUSSENGEWINDE 24° DIN GERADE MASCIO 24° DIN - DRITTO	621
		
K47980	SHORT VERSION O-RING FEMALE 90° ELBOW HEMBRA O-RING TIPO CORTO CODO 90° DICHTKOPF O-RING KURZE VERSION - 90° BOGEN FEMMINA O-RING TIPO CORTO - CURVA 90°	621
		
K47982	SHORT VERSION O-RING FEMALE 90° ELBOW WITH 1/4" SAE CHARGE VALVE HEMBRA O-RING TIPO CORTO CODO 90° CON VÁLVULA DE CARGA 1/4" SAE DICHTKOPF O-RING KURZE VERSION - 90° BOGEN MIT 1/4" SAE FÜLLVENTIL FEMMINA O-RING TIPO CORTO - CURVA 90° CON VALVOLA DI CARICA 1/4" SAE	621
		
K47985	SHORT VERSION O-RING FEMALE 90° ELBOW WITH HIGH PRESSURE VALVE HEMBRA O-RING TIPO CORTO CODO 90° CON VÁLVULA DE ALTA PRESION DICHTKOPF O-RING KURZE VERSION - 90° BOGEN MIT HOCHDRUCKVENTIL FEMMINA O-RING TIPO CORTO - CURVA 90° CON VALVOLA ALTA PRESSIONE	622
		
K47986	SHORT VERSION O-RING FEMALE 90° ELBOW WITH LOW PRESSURE VALVE HEMBRA O-RING TIPO CORTO CODO 90° CON VÁLVULA DE BAJA PRESION DICHTKOPF O-RING KURZE VERSION - 90° BOGEN MIT NIEDERDRUCKVENTIL FEMMINA O-RING TIPO CORTO - CURVA 90° CON VALVOLA BASSA PRESSIONE	622
		
STAR-CRIMP®		
C00300	STAR-CRIMP FERRULE CASQUILLO STAR-CRIMP STAR-CRIMP FASSUNG BOCCOLA STAR-CRIMP	623
		






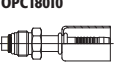
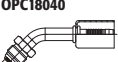

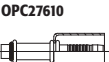
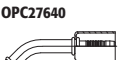
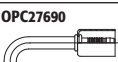

REFERENCE	DESCRIPTION	PAGE
C22610	45° SAE STRAIGHT FEMALE HEMBRA 45° SAE RECTO 45° SAE DICHTKOPF-GERADE FEMMINA 45° SAE - DRITTO	623
C22640	45° SAE FEMALE 45° ELBOW HEMBRA 45° SAE CODO 45° 45° SAE DICHTKOPF - 45° BOGEN FEMMINA 45° SAE - CURVA 45°	623
C22690	45° SAE FEMALE 90° ELBOW HEMBRA 45° SAE CODO 90° 45° SAE DICHTKOPF - 90° BOGEN FEMMINA 45° SAE - CURVA 90°	624
C27910	STRAIGHT O-RING FEMALE HEMBRA O-RING RECTO DICHTKOPF O-RING GERADE FEMMINA O-RING - DRITTO	624
C27915	STRAIGHT O-RING FEMALE WITH HIGH PRESSURE VALVE HEMBRA O-RING RECTA CON VÁLVULA DE ALTA PRESION DICHTKOPF O-RING GERADE MIT HOCHDRUCKVENTIL FEMMINA O-RING - DRITTO CON VALVOLA ALTA PRESSIONE	624
C27916	STRAIGHT O-RING FEMALE WITH LOW PRESSURE VALVE HEMBRA O-RING RECTO CON VÁLVULA DE BAJA PRESION DICHTKOPF O-RING GERADE MIT NIEDERDRUCKVENTIL FEMMINA O-RING - DRITTO CON VALVOLA BASSA PRESSIONE	625
C27940	O-RING FEMALE 45° ELBOW HEMBRA O-RING CODO 45° DICHTKOPF O-RING - 45° BOGEN FEMMINA O-RING - CURVA 45°	625
C27946	O-RING FEMALE 45° ELBOW WITH LOW PRESSURE VALVE HEMBRA O-RING CODO 45° CON VÁLVULA DE BAJA PRESION DICHTKOPF O-RING - 45° BOGEN MIT NIEDERDRUCKVENTIL FEMMINA O-RING - CURVA 45° CON VALVOLA BASSA PRESSIONE	625
C27990	O-RING FEMALE 90° ELBOW HEMBRA O-RING CODO 90° DICHTKOPF O-RING - 90° BOGEN FEMMINA O-RING - CURVA 90°	626
C27995	O-RING FEMALE 90° ELBOW WITH HIGH PRESSURE VALVE HEMBRA O-RING CODO 90° CON VÁLVULA DE ALTA PRESION DICHTKOPF O-RING - 90° BOGEN MIT HOCHDRUCKVENTIL FEMMINA O-RING - CURVA 90° CON VALVOLA ALTA PRESSIONE	626
C27996	O-RING FEMALE 90° ELBOW WITH LOW PRESSURE VALVE HEMBRA O-RING CODO 90° CON VÁLVULA DE BAJA PRESION DICHTKOPF O-RING - 90° BOGEN MIT NIEDERDRUCKVENTIL FEMMINA O-RING - CURVA 90° CON VALVOLA BASSA PRESSIONE	626
C18010	STRAIGHT O-RING MALE MACHO O-RING RECTO AUSSENGEWINDE O-RING GERADE MASCHIO O-RING - DRITTO	627



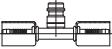
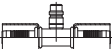
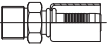



VISUAL INDEX

REFERENCE	DESCRIPTION	PAGE
C18040 	O-RING MALE 45° ELBOW MACHO O-RING CODO 45° AUSSENGEWINDE O-RING - 45° BOGEN MASCHIO O-RING - CURVA 45°	627
C18090 	O-RING MALE 90° ELBOW MACHO O-RING CODO 90° AUSSENGEWINDE O-RING - 90° BOGEN MASCHIO O-RING - CURVA 90°	627
C17910 	STRAIGHT MALE WITH O-RING SEAT MACHO CON ASIENTO O-RING RECTO AUSSENGEWINDE MIT O-RING SITZ GERADE MASCHIO SEDE O-RING - DRITTO	628
C21510 	STRAIGHT 24° DIN FLARE O-RING OGIVAL FEMALE HEMBRA O-RING OGIVA 24° DIN CÓNICO RECTO DICHTKOPF 24° DIN KONUS MIT O-RING GERADE FEMMINA O-RING OGIVA 24° DIN - DRITTO	628
C21540 	24° DIN FLARE O-RING OGIVAL FEMALE 45° ELBOW HEMBRA O-RING OGIVA 24° DIN CÓNICO CODO 45° DICHTKOPF 24° DIN KONUS MIT O-RING - 45° BOGEN FEMMINA O-RING OGIVA 24° DIN - CURVA 45°	628
C21590 	24° DIN FLARE O-RING OGIVAL FEMALE 90° ELBOW HEMBRA O-RING OGIVA 24° DIN CÓNICO CODO 90° DICHTKOPF 24° DIN KONUS MIT O-RING - 90° BOGEN FEMMINA O-RING OGIVA 24° DIN - CURVA 90°	629
C23710 	STRAIGHT FLANGE FITTING BRIDA RECTA FLANSCHARMATUR GERADE RACCORDO DRITTO CON FLANGIA	629
C23790 	FLANGE FITTING 90° ELBOW BRIDA 90° FLANSCHARMATUR - 90° BOGEN RACCORDO CON FLANGIA - CURVA 90°	629
C23740 	FLANGE FITTING 45° ELBOW BRIDA 45° FLANSCHARMATUR - 45° BOGEN RACCORDO CON FLANGIA - CURVA 45°	630
C22410 	STRAIGHT ORS FLAT SEAL FEMALE HEMBRA ASIENTO PLANO ORS RECTO ORS DICHTKOPF FLACHDICHTEND GERADE FEMMINA TENUTA FRONTALE ORS - DRITTO	630
C22440 	ORS FLAT SEAL FEMALE 45° ELBOW HEMBRA ASIENTO PLANO ORS CODO 45° ORS DICHTKOPF FLACHDICHTEND - 45° BOGEN FEMMINA TENUTA FRONTALE ORS - CURVA 45°	630
C22490 	ORS FLAT SEAL FEMALE 90° ELBOW HEMBRA ASIENTO PLANO ORS CODO 90° ORS DICHTKOPF FLACHDICHTEND - 90° BOGEN FEMMINA TENUTA FRONTALE ORS - CURVA 90°	631

REFERENCE	DESCRIPTION	PAGE
C10090 	CONNECTION 90° ELBOW ACOPLE CODO 90° VERBINDER 90° BOGEN GIUNZIONE - CURVA 90°	631
FAST-CRIMP®		
OPC22610 	45° SAE STRAIGHT FEMALE HEMBRA 45° SAE RECTO SAE DICHTKOPF 45° BOGEN FEMMINA 45° SAE DRITTO	632
OPC22640 	45° SAE FEMALE 45° ELBOW HEMBRA SAE 45° CODO 45° SAE DICHTKOPF 45° BOGEN FEMMINA 45° SAE CURVA 45°	632
OPC22690 	45° SAE FEMALE 90° ELBOW HEMBRA 45° SAE CODO 90° SAE DICHTKOPF 90° BOGEN FEMMINA 45° SAE CURVA 90°	633
OPC27910 	STRAIGHT O-RING FEMALE HEMBRA O-RING RECTO O-RING DICHTKOPF GERADE FEMMINA O-RING DRITTO	633
OPC27915 	STRAIGHT O-RING FEMALE WITH HIGH PRESSURE VALVE HEMBRA O-RING RECTO CON VÁLVULA DE ALTA PRESION O-RING DICHTKOPF GERADE MIT HOCHDRUCKVENTIL FEMMINA O-RING DRITTO CON VALVOLA AD ALTA PRESSIONE	633
OPC27916 	STRAIGHT O-RING FEMALE WITH LOW PRESSURE VALVE HEMBRA O-RING RECTO CON VÁLVULA DE BAJA PRESION O-RING DICHTKOPF GERADE MIT NIEDERDRUCKVENTIL FEMMINA O-RING DRITTO CON VALVOLA A BASSA PRESSIONE	634
OPC27940 	O-RING FEMALE 45° ELBOW HEMBRA O-RING CODO 45° O-RING DICHTKOPF 45° BOGEN FEMMINA O-RING CURVA 45°	634
OPC27945 	O-RING FEMALE WITH HIGH PRESSURE VALVE 45° ELBOW HEMBRA O-RING CON VÁLVULA DE ALTA PRESION CODO 45° O-RING DICHTKOPF 45° BOGEN MIT HOCHDRUCKVENTIL FEMMINA O-RING CURVA 45° CON VALVOLA AD ALTA PRESSIONE	634
OPC27946 	O-RING FEMALE WITH LOW PRESSURE VALVE 45° ELBOW HEMBRA O-RING CON VÁLVULA DE BAJA PRESION CODO 45° O-RING DICHTKOPF 45° BOGEN MIT NIEDERDRUCKVENTIL FEMMINA O-RING CURVA 45° CON VALVOLA A BASSA PRESSIONE	635
OPC27990 	O-RING FEMALE 90° ELBOW HEMBRA O-RING CODO 90° O-RING DICHTKOPF 90° BOGEN FEMMINA O-RING CURVA 90°	635

VISUAL INDEX

REFERENCE	DESCRIPTION	PAGE
OPC27995 	O-RING FEMALE WITH HIGH PRESSURE VALVE 90° ELBOW HEMBRA O-RING CON VÁLVULA DE ALTA PRESION CODO 90° O-RING DICHTKOPF 90° BOGEN MIT HOCHDRUCKVENTIL FEMMINA O-RING CURVA 90° CON VALVOLA AD ALTA PRESSIONE	635
OPC27996 	O-RING FEMALE WITH LOW PRESSURE VALVE 90° ELBOW HEMBRA O-RING CON VÁLVULA DE BAJA PRESION CODO 90° O-RING DICHTKOPF 90° BOGEN MIT NIEDRIGDRUCKVENTIL FEMMINA O-RING CURVA 90° CON VALVOLA A BASSA PRESSIONE	636
OPC27980 	SHORT VERSION O-RING FEMALE HEMBRA O-RING TIPO CORTO O-RING DICHTKOPF 90° BOGEN KURZE VERSION FEMMINA O-RING TIPO CORTO CURVA 90°	636
OPC27985 	SHORT VERSION O-RING FEMALE WITH HIGH PRESSURE VALVE HEMBRA O-RING TIPO CORTO CON VÁLVULA DE ALTA PRESION O-RING DICHTKOPF 90° BOGEN MIT HOCHDRUCKVENTIL KURZE VERSION FEMMINA O-RING TIPO CORTO CURVA 90° CON VALVOLA AD ALTA PRESSIONE	636
OPC27986 	SHORT VERSION O-RING FEMALE WITH LOW PRESSURE VALVE HEMBRA O-RING TIPO CORTO CON VÁLVULA DE BAJA PRESION O-RING DICHTKOPF 90° BOGEN MIT NIEDRIGDRUCKVENTIL KURZE VERSION FEMMINA O-RING TIPO CORTO CURVA 90° CON VALVOLA A BASSA PRESSIONE	637
OPC18010 	STRAIGHT O-RING MALE MACHO O-RING RECTO O-RING AUSSENGEWINDE GERADE MASCHIO O-RING DRITTO	637
OPC18040 	O-RING MALE 45° ELBOW MACHO O-RING CODO 45° O-RING AUSSENGEWINDE 45° BOGEN MASCHIO O-RING CURVA 45°	637
OPC18090 	O-RING MALE 90° ELBOW MACHO O-RING CODO 90° O-RING AUSSENGEWINDE 90° BOGEN MASCHIO O-RING CURVA 90°	638
OPC27610 	STRAIGHT FITTING FOR EXPANSION VALVE CONEXION RECTA PARA VÁLVULA DE EXPANSIÓN GERADE NIPPEL FÜR FÜLLVENTIL RACCORDO DRITTO PER VALVOLA DI ESPANSIONE	638
OPC27640 	FITTING FOR EXPANSION VALVE 45° ELBOW CONEXION PARA VÁLVULA DE EXPANSION CODO 45° GERADE NIPPEL FÜR FÜLLVENTIL 45° BOGEN RACCORDO PER VALVOLA DI ESPANSIONE CURVA 45°	638
OPC27690 	FITTING FOR EXPANSION VALVE 90° ELBOW CONEXION PARA VÁLVULA DE EXPANSION CODO 90° GERADE NIPPEL FÜR FÜLLVENTIL 90° BOGEN RACCORDO PER VALVOLA DI ESPANSIONE CURVA 90°	639
OPC27695 	FITTING FOR EXPANSION VALVE WITH HIGH PRESSURE VALVE 90° ELBOW CONEXION PARA VÁLVULA DE EXPANSION CON VÁLVULA DE ALTA PRESION CODO 90° VERBINDUNGSTÜCK FÜR AUSDEHNUNGSVENTIL 90° BOGEN MIT HOCHDRUCKVENTIL RACCORDO PER VALVOLA DI ESPANSIONE CURVA 90° CON VALVOLA AD ALTA PRESSIONE	639

REFERENCE	DESCRIPTION	PAGE
OPC10090 	CONNECTION FITTING 90° ELBOW CONEXION CODO 90° VERBINDER 90° BOGEN GIUNZIONE CURVA 90°	639
OPC10010 	CONNECTION FITTING UNIÓN RECTA VERBINDER GERADE GIUNZIONE DRITTA	640
OPC10015 	CONNECTION FITTING WITH HIGH PRESSURE VALVE UNIÓN CON VÁLVULA DE ALTA PRESION VERBINDER GERADE MIT HOCHDRUCKVENTIL GIUNZIONE DRITTA CON VALVOLA AD ALTA PRESSIONE	640
OPC10016 	CONNECTION FITTING WITH LOW PRESSURE VALVE UNIÓN CON VÁLVULA DE BAJA PRESION VERBINDER GERADE MIT NIEDRIGDRUCKVENTIL GIUNZIONE DRITTA CON VALVOLA A BASSA PRESSIONE	640
OPC17910 	STRAIGHT MALE WITH O-RING SEAT MACHO RECTO CON O-RING GERADES O-RING AUSSENGEWINDE MASCHIO SEDE O-RING DRITTO	641
OPC17910...W 	STRAIGHT MALE WITH O-RING SEAT WITH COUNTER NUT MACHO RECTO PASATABIQUE CON O-RING GERADES O-RING AUSSENGEWINDE MIT KONTERMUTTER MASCHIO SEDE O-RING DRITTO CON CONTRODADO	641
OPC17910...W...Q 	STRAIGHT MALE WITH O-RING SEAT WITH COUNTER NUT AND Q-RING MACHO RECTO PASATABIQUE CON O-RING Y Q-RING GERADES O-RING AUSSENGEWINDE MIT KONTERMUTTER UND Q-RING MASCHIO SEDE O-RING DRITTO CON CONTRODADO E Q-RING	641
OPC17990...W...Q 	MALE WITH O-RING SEAT WITH COUNTER NUT AND Q-RING 90° ELBOW CODO MACHO 90° PASATABIQUE CON O-RING Y Q-RING O-RING AUSSENGEWINDE MIT KONTERMUTTER UND Q-RING - 90° BOGEN MASCHIO CON O-RING, CONTRODADO E Q-RING CURVA 90°	642

INDEX

REFERENCE	PAGE
C00300	623
C00700	590
C00750	590
C01000	590
C01050	591
C10090	631
C17910	628
C18010	627
C18040	627
C18090	627
C21510	628
C21540	628
C21590	629
C22410	630
C22440	630
C22490	631
C22610	623
C22640	623
C22690	624
C23710	629
C23740	630
C23790	629
C27910	624
C27915	624
C27916	625
C27940	625
C27946	625
C27990	626
C27995	626
C27996	626
C300H0	602

REFERENCE	PAGE
C300Y0	601
C300T0	601
C30010	600
C30012	603
C30015	602
C30016	603
C30040	603
C30090	604
C37910	606
C37990	606
C38010	598
C38040	598
C38090	599
C38092	599
C42410	604
C42440	605
C42490	605
C42610	591
C42640	591
C42680	592
C42690	592
C47610	599
C47640	600
C47690	600
C47910	593
C47912	594
C47915	593
C47916	594
C47940	594
C47945	595
C47946	595

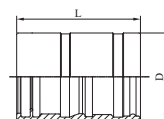
REFERENCE	PAGE
C47980	597
C47985	597
C47986	597
C47990	595
C47992	596
C47995	596
C47996	596
K00400	607
K30010	619
K30015	619
K30016	619
K31110	621
K32610	610
K38010	614
K38040	614
K38090	615
K41510	615
K41540	615
K41590	616
K42410	617
K42440	618
K42490	618
K42510	620
K42540	620
K42590	620
K42610	608
K42640	609
K42690	609
K43710	616
K43740	616
K43790	617

REFERENCE	PAGE
K47910	610
K47912	611
K47915	611
K47916	611
K47940	612
K47945	614
K47980	621
K47982	621
K47985	622
K47986	622
K47990	612
K47992	613
K47995	613
K47996	613
OPC10010	640
OPC10015	640
OPC10016	640
OPC10090	639
OPC17910	641
OPC17910...W	641
OPC17910...W...Q	641
OPC17990...W...Q	642
OPC18010	637
OPC18040	637
OPC18090	638
OPC22610	632
OPC22640	632
OPC22690	633
OPC27610	638
OPC27640	638
OPC27690	639

REFERENCE	PAGE
OPC27695	639
OPC27910	633
OPC27915	633
OPC27916	634
OPC27940	634
OPC27945	634
OPC27946	635
OPC27980	636
OPC27985	636
OPC27986	637
OPC27990	635
OPC27995	635
OPC27996	636

C00700

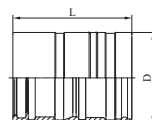
REFRIMASTER FERRULE
CASQUILLO REFRIMASTER
REFRIMASTER FASSUNG
BOCCOLA REFRIMASTER



PART. REF.	HOSE BORE			DIMENSIONS mm						
	DN	Dash	inch	D	L					
C00700-06	8	- 06	5/16"	19,5	39,6					
C00700-08	10	- 08	13/32"	22,5	40,3					
C00700-10	13	- 10	1/2"	25,0	40,3					
C00700-12	16	- 12	5/8"	29,0	41,0					

C00750

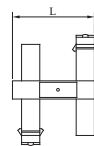
REFRIMASTER PLUS FERRULE
CASQUILLO REFRIMASTER PLUS
REFRIMASTER PLUS FASSUNG
BOCCOLA REFRIMASTER PLUS



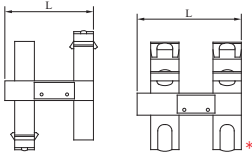
PART. REF.	HOSE BORE			DIMENSIONS mm						
	DN	Dash	inch	D	L					
C00750-10	13	- 10	1/2"	27,5	40,3					
C00750-12	16	- 12	5/8"	31,3	41,0					
C00750-16	22	- 16	7/8"	38,0	48,5					

C01000

REFRIMASTER CLAMP
ABRAZADERA REFRIMASTER
REFRIMASTER KLAMMER
FASCETTA REFRIMASTER



PART. REF.	HOSE BORE			DIMENSIONS mm						
	DN	Dash	inch	L						
C01000-06	8	- 06	5/16"	27,5						
C01000-08	10	- 08	13/32"	27,5						
C01000-10	13	- 10	1/2"	27,5						
C01000-12	16	- 12	5/8"	27,5						

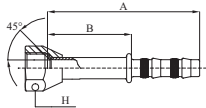


C01050

REFRIMASTER PLUS CLAMP
 ABRAZADERA REFRIMASTER PLUS
 REFRIMASTER PLUS KLAMMER
 FASCETTA REFRIMASTER PLUS

PART. REF.	HOSE BORE			DIMENSIONS mm						
	DN	Dash	inch	L						
C01050-10	13	- 10	1/2"	27,5						
C01050-12	16	- 12	5/8"	27,5						
C01050-16	22	- 16	7/8"	33,1						

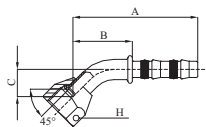
* For C01050-16 only / Solo para el código C01050-16 / Nur für C01050-16 / Valida solo per il codice C01050-16.



C42610

45° SAE STRAIGHT FEMALE
 HEMBRA 45° SAE RECTO
 45° SAE DICHTKOPF GERADE
 FEMMINA 45° SAE - DRITTO

PART. REF.	HOSE SIZE			THREAD	DIMENSIONS mm			
	DN	Dash	Inch		T	A ^{±2.5}	B ^{±2.5}	H
C42610-06-04	8	- 06	5/16"	7/16"-20-UNF-2B	78,5	39,9		14
C42610-06-06	8	- 06	5/16"	5/8"-18-UNF-2B	77,8	39,2		19
C42610-08-06	10	- 08	13/32"	5/8"-18-UNF-2B	78,0	39,4		19
C42610-08-08	10	- 08	13/32"	3/4"-16-UNF-2B	86,1	47,5		22
C42610-10-08	13	- 10	1/2"	3/4"-16-UNF-2B	84,0	45,4		22
C42610-10-10	13	- 10	1/2"	7/8"-14-UNF-2B	86,3	47,7		27
C42610-12-10	16	- 12	5/8"	7/8"-14-UNF-2B	87,0	48,4		27



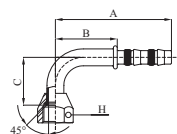
C42640

45° SAE FEMALE 45° ELBOW
 HEMBRA RECTA SAE CODO 45°
 45° SAE DICHTKOPF - 45° BOGEN
 FEMMINA 45° SAE - CURVA 45°

PART. REF.	HOSE SIZE			THREAD	DIMENSIONS mm			
	DN	Dash	Inch		T	A ^{±2.5}	B ^{±2.5}	C ^{±2}
C42640-06-04	8	- 06	5/16"	7/16"-20-UNF-2B	82,5	43,9	18,0	14
C42640-06-06	8	- 06	5/16"	5/8"-18-UNF-2B	83,6	45,0	14,0	19
C42640-08-08	10	- 08	13/32"	3/4"-16-UNF-2B	91,3	52,7	16,0	22
C42640-10-10	13	- 10	1/2"	7/8"-14-UNF-2B	102,3	63,7	16,0	27
C42640-12-10	16	- 12	5/8"	7/8"-14-UNF-2B	100,5	61,9	16,0	27
C42640-12-12	16	- 12	5/8"	1.1/16"-14-UNS-2B	95,7	57,1	26,5	32

C42690

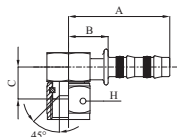
45° SAE FEMALE 90° ELBOW
 HEMBRA 45° SAE CODO 90°
 45° SAE DICHTKOPF - 90° BOGEN
 FEMMINA 45° SAE - CURVA 90°



PART. REF.	HOSE SIZE			THREAD	DIMENSIONS mm			
	DN	Dash	Inch		T	A ^{±2.5}	B ^{±2.5}	C ^{±2}
C42690-06-04	8	- 06	5/16"	7/16"-20-UNF-2B	70,5	31,9	33,0	14
C42690-06-06	8	- 06	5/16"	5/8"-18-UNF-2B	81,8	43,2	26,0	19
C42690-08-06	10	- 08	13/32"	5/8"-18-UNF-2B	77,0	38,4	26,0	19
C42690-08-08	10	- 08	13/32"	3/4"-16-UNF-2B	82,7	44,1	34,0	22
C42690-10-08	13	- 10	1/2"	3/4"-16-UNF-2B	86,0	47,4	34,0	22
C42690-10-10	13	- 10	1/2"	7/8"-14-UNF-2B	103,1	64,5	37,0	27
C42690-12-10	16	- 12	5/8"	7/8"-14-UNF-2B	99,0	60,4	37,0	27
C42690-12-12	16	- 12	5/8"	1.1/16"-14-UNS-2B	85,1	46,5	53,0	32

C42680

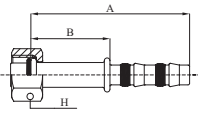
SHORT VERSION 45° SAE FEMALE 90° ELBOW
 HEMBRA 45° SAE TIPO CORTO CODO 90°
 45° SAE DICHTKOPF KURZE VERSION - 90° BOGEN
 FEMMINA 45° SAE - TIPO CORTO - CURVA 90°



PART. REF.	HOSE SIZE			THREAD	DIMENSIONS mm			
	DN	Dash	Inch		T	A ^{±2.5}	B ^{±2.5}	C ^{±2}
C42680-10-10	13	- 10	1/2"	7/8"-14-UNF-2B	63,0	24,5	20,0	27

C47910

STRAIGHT O-RING FEMALE
HEMBRA O-RING RECTO
DICHTKOPF O-RING GERADE
FEMMINA O-RING - DRITTO

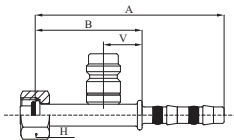


PART. REF.	HOSE SIZE			THREAD	DIMENSIONS mm		
------------	-----------	--	--	--------	---------------	--	--

	DN	Dash	Inch	T	A ^{±2.5}	B ^{±2.5}	H
C47910-06-06	8	-06	5/16"	5/8"-18-UNF-2B	68,9	30,3	19
C47910-06-08	8	-06	5/16"	3/4"-16-UNF-2B	83,5	44,9	22
C47910-08-06	10	-08	13/32"	5/8"-18-UNF-2B	74,0	35,4	19
C47910-08-08	10	-08	13/32"	3/4"-16-UNF-2B	85,0	46,4	22
C47910-08-08105	10	-08	13/32"	3/4"-16-UNF-2B	105,0	66,4	22
C47910-08-11	10	-08	13/32"	1"-14-UNS-2B	86,0	44,4	25
C47910-10-08	13	-10	1/2"	3/4"-16-UNF-2B	103,0	64,4	22
C47910-10-08103	13	-10	1/2"	3/4"-16-UNF-2B	103,0	64,4	22
C47910-10-10	13	-10	1/2"	7/8"-14-UNF-2B	85,0	46,5	27
C47910-10-11	13	-10	1/2"	1"-14-UNS-2B	82,4	43,8	29
C47910-12-10	16	-12	5/8"	7/8"-14-UNF-2B	87,6	49,0	27
C47910-12-11	16	-12	5/8"	1"-14-UNS-2B	86,0	47,4	29
C47910-12-12	16	-12	5/8"	1.1/16"-14-UNS-2B	94,2	55,6	32
C47910-16-12	22	-16	7/8"	1.1/16"-14-UNS-2B	104,5	58,4	32

C47915

STRAIGHT O-RING FEMALE WITH HIGH PRESSURE VALVE
HEMBRA O-RING RECTO CON VÁLVULA DE ALTA PRESION
DICHTKOPF O-RING GERADE MIT HOCHDRUCKVENTIL
FEMMINA O-RING - DRITTO CON VALVOLA ALTA PRESSIONE

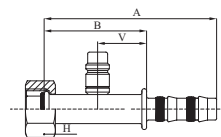


PART. REF.	HOSE SIZE			THREAD	DIMENSIONS mm			
------------	-----------	--	--	--------	---------------	--	--	--

	DN	Dash	Inch	T	A ^{±2.5}	B ^{±2.5}	H	V ^{±1}
C47915-06-06	8	-06	5/16"	5/8"-18-UNF-2B	88,9	50,3	19	18,1
C47915-08-08	10	-08	13/32"	3/4"-16-UNF-2B	95,0	56,5	22	24,0
C47915-08-11	10	-08	13/32"	1"-14-UNS-2B	86,0	47,4	29	26,9
C47915-10-08	13	-10	1/2"	3/4"-16-UNF-2B	97,0	58,4	22	26,0
C47915-12-10	16	-10	5/8"	7/8"-14-UNF-2B	94,0	55,4	27	26,0

C47916

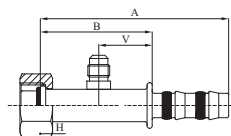
STRAIGHT O-RING FEMALE WITH LOW PRESSURE VALVE
 HEMBRA O-RING RECTO CON VÁLVULA DE BAJA PRESION
 DICHTKOPF O-RING GERADE MIT NIEDERDRUCKVENTIL
 FEMMINA O-RING - DRITTO CON VALVOLA BASSA PRESSIONE



PART. REF.	HOSE SIZE			THREAD	DIMENSIONS mm			
	DN	Dash	Inch		T	A ^{±2.5}	B ^{±2.5}	H
C47916-10-10	13	- 10	1/2"	7/8"-14-UNF-2B	95,0	56,4	27	27,0
C47916-10-11	13	- 10	1/2"	1"-14-UNS-2B	82,4	43,8	29	22,5
C47916-12-10	16	- 12	5/8"	7/8"-14-UNF-2B	94,0	55,4	27	26,0

C47912

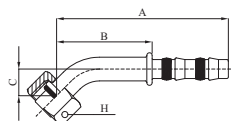
STRAIGHT O-RING FEMALE 1/4" SAE CHARGE VALVE
 HEMBRA O-RING RECTO CON VÁLVULA DE CARGA 1/4" SAE
 DICHTKOPF O-RING GERADE MIT 1/4" SAE FÜLLVENTIL
 FEMMINA O-RING - DRITTO CON VALVOLA DI CARICA 1/4" SAE



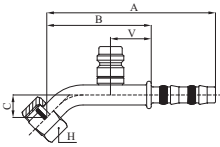
PART. REF.	HOSE SIZE			THREAD	DIMENSIONS mm			
	DN	Dash	Inch		T	A ^{±2.5}	B ^{±2.5}	C ^{±2}
C47912-10-10	13	- 10	1/2"	7/8"-14-UNF-2B	95,0	56,4	27,0	27

C47940

O-RING FEMALE 45° ELBOW
 HEMBRA O-RING CODO 45°
 DICHTKOPF O-RING - 45° BOGEN
 FEMMINA O-RING - CURVA 45°



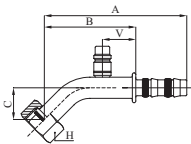
PART. REF.	HOSE SIZE			THREAD	DIMENSIONS mm			
	DN	Dash	Inch		T	A ^{±2.5}	B ^{±2.5}	C ^{±2}
C47940-06-06	8	- 06	5/16"	5/8"-18-UNF-2B	84,9	46,3	12,5	19
C47940-08-08	10	- 08	13/32"	3/4"-16-UNF-2B	91,3	52,7	13,5	22
C47940-08-11	10	- 08	13/32"	1"-14-UNS-2B	106,0	67,4	22,0	25
C47940-10-08	13	- 10	1/2"	3/4"-16-UNF-2B	87,0	48,4	13,5	22
C47940-10-10	13	- 10	1/2"	7/8"-14-UNF-2B	107,7	69,1	24,0	27
C47940-10-11	13	- 10	1/2"	1"-14-UNS-2B	105,2	67,3	22,0	29
C47940-12-10	16	- 12	5/8"	7/8"-14-UNF-2B	108,5	69,9	24,0	27
C47940-12-11	16	- 12	5/8"	1"-14-UNS-2B	106,5	67,9	22,0	29
C47940-12-12	16	- 12	5/8"	1.1/16"-14-UNS-2B	115,9	77,3	27,0	32
C47940-16-12	22	- 16	7/8"	1.1/16"-14-UNS-2B	124,9	78,8	27,0	32



C47945

O-RING FEMALE 45° ELBOW WITH HIGH PRESSURE VALVE
 HEMBRA O-RING CODO 45° CON VÁLVULA DE ALTA PRESION
 DICHTKOPF O-RING - 45° BOGEN MIT HOCHDRUCKVENTIL
 FEMMINA O-RING - CURVA 45° CON VALVOLA ALTA PRESSIONE

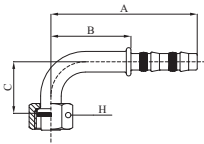
PART. REF.	HOSE SIZE			THREAD	DIMENSIONS mm				
	DN	Dash	Inch		T	A ^{±2.5}	B ^{±2.5}	C ^{±2}	H
C47945-08-08	10	- 08	13/32"	3/4"-16-UNF-2B	101,3	62,7	13,5	22	24,4



C47946

O-RING FEMALE 45° ELBOW WITH LOW PRESSURE VALVE
 HEMBRA O-RING CODO 45° CON VÁLVULA DE BAJA PRESION
 DICHTKOPF O-RING - 45° BOGEN MIT NIEDERDRUCKVENTIL
 FEMMINA O-RING - CURVA 45° CON VALVOLA BASSA PRESSIONE

PART. REF.	HOSE SIZE			THREAD	DIMENSIONS mm				
	DN	Dash	Inch		T	A ^{±2.5}	B ^{±2.5}	C ^{±2}	H
C47946-10-10	13	- 10	1/2"	7/8"-14-UNF-2B	107,7	69,1	24,0	27	25,2
C47946-12-10	16	- 12	5/8"	7/8"-14-UNF-2B	108,5	69,9	24,0	27	26,0



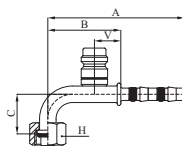
C47990

O-RING FEMALE 90° ELBOW
 HEMBRA O-RING CODO 90°
 DICHTKOPF O-RING - 90° BOGEN
 FEMMINA O-RING - CURVA 90°

PART. REF.	HOSE SIZE			THREAD	DIMENSIONS mm			
	DN	Dash	Inch		T	A ^{±2.5}	B ^{±2.5}	C ^{±2}
C47990-06-06	8	- 06	5/16"	5/8"-18-UNF-2B	72,9	34,3	24,0	19
C47990-06-08	8	- 06	5/16"	3/4"-16-UNF-2B	88,0	49,4	30,0	22
C47990-08-06	10	- 08	13/32"	5/8"-18-UNF-2B	79,0	40,4	24,0	19
C47990-08-08	10	- 08	13/32"	3/4"-16-UNF-2B	85,6	47,0	30,0	22
C47990-08-08037	10	- 08	13/32"	3/4"-16-UNF-2B	89,1	50,5	36,5	22
C47990-08-11	10	- 08	13/32"	1"-14-UNS-2B	84,0	45,4	39,0	25
C47990-10-08	13	- 10	1/2"	3/4"-16-UNF-2B	90,5	51,9	36,5	22
C47990-10-10	13	- 10	1/2"	7/8"-14-UNF-2B	104,0	65,4	45,0	27
C47990-10-11	13	- 10	1/2"	1"-14-UNS-2B	107,2	68,6	39,0	29
C47990-12-10	16	- 12	5/8"	7/8"-14-UNF-2B	101,0	62,4	45,0	27
C47990-12-11	16	- 12	5/8"	1"-14-UNS-2B	99,1	60,5	39,0	29
C47990-12-12	16	- 12	5/8"	1.1/16"-14-UNS-2B	104,9	66,3	54,5	32
C47990-16-10	22	- 16	7/8"	7/8"-14-UNF-2B	109,5	63,4	45,0	27

C47995

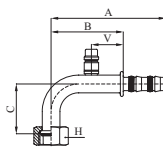
O-RING FEMALE 90° ELBOW WITH HIGH PRESSURE VALVE
 HEMBRA O-RING CODO 90° CON VÁLVULA DE ALTA PRESION
 DICHTKOPF O-RING - 90° BOGEN MIT HOCHDRUCKVENTIL
 FEMMINA O-RING - CURVA 90° CON VALVOLA ALTA PRESSIONE



PART. REF.	HOSE SIZE			THREAD	DIMENSIONS mm				
	DN	Dash	Inch		T	A ^{±2.5}	B ^{±2.5}	C ^{±2}	H
C47995-06-06	8	- 06	5/16"	5/8"-18-UNF-2B	82,9	44,3	24,0	19	16,0
C47995-08-08	10	- 08	13/32"	3/4"-16-UNF-2B	89,1	50,5	36,5	22	24,5
C47995-10-08	13	- 10	1/2"	3/4"-16-UNF-2B	90,5	51,9	36,5	22	26,0

C47996

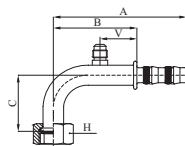
O-RING FEMALE 90° ELBOW WITH LOW PRESSURE VALVE
 HEMBRA O-RING CODO 90° CON VÁLVULA DE BAJA PRESION
 DICHTKOPF O-RING - 90° BOGEN MIT NIEDERDRUCKVENTIL
 FEMMINA O-RING - CURVA 90° CON VALVOLA BASSA PRESSIONE



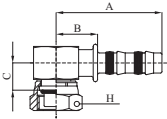
PART. REF.	HOSE SIZE			THREAD	DIMENSIONS mm				
	DN	Dash	Inch		T	A ^{±2.5}	B ^{±2.5}	C ^{±2}	H
C47996-10-10	13	- 10	1/2"	7/8"-14-UNF-2B	103,9	65,3	45,0	27	28,8
C47996-12-10	16	- 12	5/8"	7/8"-14-UNF-2B	101,0	62,4	45,0	27	26,0

C47992

O-RING FEMALE 90° ELBOW WITH 1/4" SAE CHARGE VALVE
 HEMBRA O-RING CODO 90° CON VÁLVULA DE CARGA 1/4" SAE
 DICHTKOPF O-RING - 90° BOGEN MIT 1/4" SAE FÜLLVENTIL
 FEMMINA O-RING - CURVA 90° CON VALVOLA DI CARICA 1/4" SAE



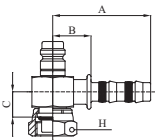
PART. REF.	HOSE SIZE			THREAD	DIMENSIONS mm				
	DN	Dash	Inch		T	A ^{±2.5}	B ^{±2.5}	C ^{±2}	H
C47992-08-08	10	- 08	13/32"	3/4"-16-UNF-2B	89,1	50,5	36,5	22	24,6
C47992-10-10	13	- 10	1/2"	7/8"-14-UNF-2B	103,8	65,2	45,0	27	28,8



C47980

SHORT VERSION O-RING FEMALE 90° ELBOW
 HEMBRA O-RING TIPO CORTO CODO 90°
 DICHTKOPF O-RING KURZE VERSION - 90° BOGEN
 FEMMINA O-RING TIPO CORTO - CURVA 90°

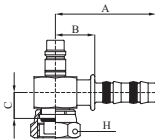
PART. REF.	HOSE SIZE			THREAD	DIMENSIONS mm			
	DN	Dash	Inch		T	A ^{±2.5}	B ^{±2.5}	C ^{±2}
C47980-08-08	10	- 08	13/32"	3/4"-16-UNF-2B	61,5	23,0	16,0	22
C47980-08-11	10	- 08	13/32"	1"-14-UNS-2B	63,5	25,0	16,4	29
C47980-10-10	13	- 10	1/2"	7/8"-14-UNF-2B	62,0	23,5	16,4	27
C47980-10-11	13	- 10	1/2"	1"-14-UNS-2B	63,0	24,5	16,4	29
C47980-12-10	16	- 12	5/8"	7/8"-14-UNF-2B	63,0	24,5	16,4	27
C47980-12-11	16	- 12	5/8"	1"-14-UNS-2B	63,5	25,0	24,2	29



C47985

SHORT VERSION O-RING FEMALE 90° ELBOW WITH HIGH PRESSURE VALVE
 HEMBRA O-RING TIPO CORTO CODO 90° CON VÁLVULA DE ALTA PRESION
 DICHTKOPF O-RING KURZE VERSION - 90° BOGEN MIT HOCHDRUCKVENTIL
 FEMMINA O-RING TIPO CORTO - CURVA 90° CON VALVOLA ALTA PRESSIONE

PART. REF.	HOSE SIZE			THREAD	DIMENSIONS mm			
	DN	Dash	Inch		T	A ^{±2.5}	B ^{±2.5}	C ^{±2}
C47985-08-11	10	- 08	13/32"	1"-14-UNS-2B	63,5	25,0	16,4	29



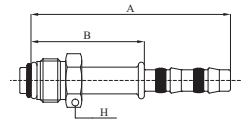
C47986

SHORT VERSION O-RING FEMALE 90° ELBOW WITH LOW PRESSURE VALVE
 HEMBRA O-RING TIPO CORTO CODO 90° CON VÁLVULA DE BAJA PRESION
 DICHTKOPF O-RING KURZE VERSION - 90° BOGEN MIT NIEDERDRUCKVENTIL
 FEMMINA O-RING TIPO CORTO - CURVA 90° CON VALVOLA BASSA PRESSIONE

PART. REF.	HOSE SIZE			THREAD	DIMENSIONS mm			
	DN	Dash	Inch		T	A ^{±2.5}	B ^{±2.5}	C ^{±2}
C47986-10-11	13	- 10	1/2"	1"-14-UNS-2B	63,0	24,5	16,4	29
C47986-12-11	16	- 12	5/8"	1"-14-UNS-2B	63,5	25,0	24,2	25

C38010

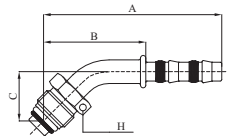
STRAIGHT O-RING MALE
 MACHO O-RING RECTO
 AUSSERGEWINDE O-RING GERADE
 MASCHIO O-RING - DRITTO



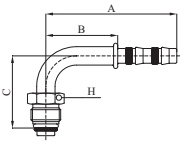
PART. REF.	HOSE SIZE			THREAD	DIMENSIONS mm			
	DN	Dash	Inch		T	A ^{±2.5}	B ^{±2.5}	H
C38010-06-06	8	- 06	5/16"	5/8"-18-UNF-2A	70,2	31,6	17	
C38010-08-06	10	- 08	13/32"	5/8"-18-UNF-2A	74,0	35,4	17	
C38010-08-08	10	- 08	13/32"	3/4"-18-UNS-2A	89,4	50,8	22	
C38010-10-10	13	- 10	1/2"	7/8"-18-UNS-2A	91,6	53,0	22	
C38010-12-10	16	- 12	5/8"	7/8"-18-UNS-2A	86,0	47,4	22	
C38010-16-10	22	- 16	7/8"	7/8"-18-UNS-2A	94,5	48,4	22	

C38040

O-RING MALE 45° ELBOW
 MACHO O-RING CODO 45°
 AUSSERGEWINDE O-RING - 45° BOGEN
 MASCHIO O-RING - CURVA 45°



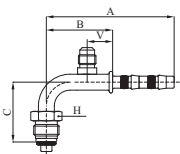
PART. REF.	HOSE SIZE			THREAD	DIMENSIONS mm			
	DN	Dash	Inch		T	A ^{±2.5}	B ^{±2.5}	C ^{±2}
C38040-06-06	8	- 06	5/16"	5/8"-18-UNF-2A	92,7	54,1	21,5	17
C38040-08-06	10	- 08	13/32"	5/8"-18-UNF-2A	94,0	55,4	21,4	17
C38040-08-08	10	- 08	13/32"	3/4"-18-UNS-2A	100,9	62,3	25,0	22
C38040-10-10	13	- 10	1/2"	7/8"-18-UNS-2A	112,4	73,8	28,5	22
C38040-12-10	16	- 12	5/8"	7/8"-18-UNS-2A	113,0	74,4	28,5	22
C38040-12-12	16	- 12	5/8"	1.1/16"-16-UN-2A	123,0	84,3	33,4	27



C38090

O-RING MALE 90° ELBOW
 MACHO O-RING CODO 90°
 AUSSENGWINDE O-RING - 90° BOGEN
 MASCHIO O-RING - CURVA 90°

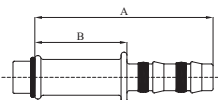
PART. REF.	HOSE SIZE			THREAD	DIMENSIONS mm			
	DN	Dash	Inch	T	A ^{±2.5}	B ^{±2.5}	C ^{±2}	H
C38090-06-06	8	- 06	5/16"	5/8"-18-UNF-2A	80,6	42,0	37,5	17
C38090-08-06	10	- 08	13/32"	5/8"-18-UNF-2A	77,0	38,4	37,5	17
C38090-08-08	10	- 08	13/32"	3/4"-18-UNS-2A	83,0	44,4	47,0	22
C38090-10-10	13	- 10	1/2"	7/8"-18-UNS-2A	100,9	62,3	54,5	22
C38090-12-10	16	- 12	5/8"	7/8"-18-UNS-2A	99,0	60,4	54,5	22
C38090-16-10	22	- 16	7/8"	7/8"-18-UNS-2A	109,0	62,9	54,5	22



C38092

O-RING MALE 90° ELBOW WITH 1/4" SAE CHARGE VALVE
 MACHO O-RING CODO 90° CON VÁLVULA DE CARGA 1/4" SAE
 AUSSENGWINDE O-RING - 90° BOGEN MIT 1/4" SAE FÜLLVENTIL
 MASCHIO O-RING - CURVA 90° CON VALVOLA DI CARICA 1/4" SAE

PART. REF.	HOSE SIZE			THREAD	DIMENSIONS mm					
	DN	Dash	Inch	T	A ^{±2.5}	B ^{±2.5}	C ^{±2}	H	V ^{±1}	
C38092-06-06	8	- 06	5/16"	5/8"-18-UNF-2A	80,2	41,6	37,5	17	16,0	



C47610

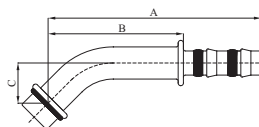
STRAIGHT FITTING FOR EXPANSION VALVE
 CONEXION RECTA PARA VÁLVULA DE EXPANSIÓN
 ANSCHLUSS FÜR EXPANSIONSVENTIL GERADE
 RACCORDO DRITTO PER VALVOLA D'ESPANSIONE

PART. REF.	HOSE SIZE			THREAD	DIMENSIONS mm			
	DN	Dash	Inch	T	A ^{±2.5}	B ^{±2.5}		
C47610-06-06	8	- 06	5/16"		77,9	39,3		
C47610-08-06	10	- 08	13/32"		84,1	45,5		
C47610-10-12	13	- 10	1/2"		92,0	53,4		
C47610-12-12	16	- 12	5/8"		92,0	53,4		

SAE J2064 TYPE E

C47640

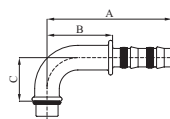
FITTING FOR EXPANSION VALVE 45° ELBOW
 CONEXION PARA VÁLVULA DE EXPANSION CODO 45°
 ANSCHLUSS FÜR EXPANSIONSVENTIL 45° BOGEN
 RACCORDO PER VALVOLA D'ESPANSIONE CURVA 45°



PART. REF.	HOSE SIZE			DIMENSIONS mm			
	DN	Dash	Inch	A ^{±2.5}	B ^{±2.5}	C ^{±2}	
C47640-06-06	8	- 06	5/16"	105,0	66,4	14,0	
C47640-10-12	13	- 10	1/2"	106,0	86,0	20,0	
C47640-12-12	16	- 12	5/8"	115,9	77,3	27,0	

C47690

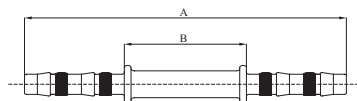
FITTING FOR EXPANSION VALVE 90° ELBOW
 CONEXION PARA VÁLVULA DE EXPANSION CODO 90°
 ANSCHLUSS FÜR EXPANSIONSVENTIL 90° BOGEN
 RACCORDO PER VALVOLA D'ESPANSIONE CURVA 90°



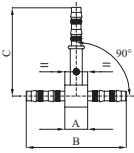
PART. REF.	HOSE SIZE			DIMENSIONS mm			
	DN	Dash	Inch	A ^{±2.5}	B ^{±2.5}	C ^{±2}	
C47690-06-06	8	- 06	5/16"	93,9	55,3	22,0	
C47690-10-10	13	- 10	1/2"	103,8	65,2	45,0	
C47690-10-12	13	- 10	1/2"	104,3	65,7	41,5	
C47690-12-12	16	- 12	5/8"	99,0	60,4	41,5	

C30010

STRAIGHT CONNECTION FITTINGS
 RACORES PARA CONEXION RECTOS
 GERADER VERBINDER
 GIUNZIONE DRITTA



PART. REF.	HOSE SIZE			DIMENSIONS mm			
	DN	Dash	Inch	A ^{±2.5}	B ^{±2.5}		
C30010-06-06	8	- 06	5/16"	120,0	42,8		
C30010-08-08	10	- 08	13/32"	124,0	47,0		
C30010-10-10	13	- 10	1/2"	124,0	47,0		
C30010-12-12	16	- 12	5/8"	124,0	47,0		
C30010-16-16	22	- 16	7/8"	151,0	58,8		



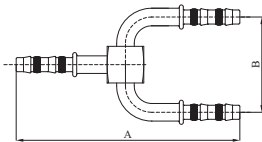
C300T0

3 WAYS CONNECTION FITTINGS
 RACORES PARA CONEXION DE 3 VIAS
 3 - WEGE VERBINDER
 GIUNZIONE A TRE VIE

PART. REF.	HOSE SIZE 1			HOSE SIZE 2			HOSE SIZE 3			DIMENSIONS mm		
	DN	Dash	Inch	DN	Dash	Inch	DN	Dash	Inch	A ^{±2.5}	B ^{±2.5}	C ^{±2}
C300T0-06-06-06	08	- 06	5/16"	08	- 06	5/16"	08	- 06	5/16"	22,8	100,0	85,5
C300T0-06-06-08	08	- 06	5/16"	08	- 06	5/16"	08	- 06	5/16"	22,8	100,0	85,5
C300T0-08-08-08	08	- 06	5/16"	08	- 06	5/16"	08	- 06	5/16"	22,8	100,0	86,5
C300T0-08-08-10	10	- 08	13/32"	10	- 08	13/32"	13	- 10	1/2"	22,8	100,0	86,5
C300T0-08-10-10	13	- 10	1/2"	10	- 08	13/32"	10	- 08	13/32"	22,8	100,0	86,5
C300T0-08-10-12	10	- 08	13/32"	10	- 08	13/32"	16	- 12	5/8"	22,8	100,0	86,5
C300T0-10-10-10	13	- 10	1/2"	13	- 10	1/2"	13	- 10	1/2"	22,8	100,0	86,5
C300T0-10-10-12	13	- 10	1/2"	13	- 10	1/2"	16	- 12	5/8"	22,8	100,0	86,5
C300T0-10-12-12	16	- 12	5/8"	13	- 10	1/2"	16	- 12	5/8"	22,8	100,0	86,5
C300T0-12-12-12	16	- 12	5/8"	16	- 12	5/8"	16	- 12	5/8"	22,8	100,0	88,5



For clamp solution only / Unicamente para uso con abrazadera / Nur zur Anwendung mit Klemmen / Solo per applicazione fascetta



C300Y0

"Y" CONNECTION FITTING
 CONEXION EN "Y"
 „Y“ VERBINDER
 GIUNZIONE A "Y"

PART. REF.	HOSE SIZE			DIMENSIONS mm		
	DN	Dash	Inch	A ^{±2.5}	B ^{±2.5}	
C300Y0-08-08-08	8	- 08	13/32"	152,5	65,0	
C300Y0-12-12-12	16	- 12	5/8"	152,0	83,0	



For clamp solution only / Unicamente para uso con abrazadera / Nur zur Anwendung mit Klemmen / Solo per applicazione fascetta

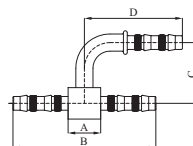
C300H0

"H" CONNECTION FITTINGS

CONEXION EN "H"

"H" VERBINDER

GIUNZIONE AD "H"



PART. REF.	HOSE SIZE 1			HOSE SIZE 2			HOSE SIZE 3			DIMENSIONS mm			
	DN	Dash	Inch	DN	Dash	Inch	DN	Dash	Inch	A ^{±2.5}	B ^{±2.5}	C ^{±2}	D ^{±2.5}
C300h0-06-06-10	08	- 06	5/16"	08	- 06	5/16"	13	- 10	1/2"	22,8	100,0	62,5	78,0
C300h0-08-08-08	10	- 08	13/32"	10	- 08	13/32"	10	- 08	13/32"	22,8	100,0	42,5	68,0
C300h0-08-08-06	10	- 08	13/32"	10	- 08	13/32"	08	- 06	5/16"	22,8	100,0	42,5	72,0
C300h0-06-10-06	13	- 10	1/2"	08	- 06	5/16"	08	- 06	5/16"	22,8	100,0	48,5	65,0
C300h0-10-10-06	13	- 10	1/2"	13	- 10	1/2"	08	- 06	5/16"	22,8	100,0	48,5	65,0
C300h0-10-10-12	13	- 10	1/2"	13	- 10	1/2"	16	- 12	5/8"	22,8	100,0	62,5	75,0
C300h0-10-12-10	16	- 12	5/8"	13	- 10	1/2"	13	- 10	1/2"	22,8	100,0	62,5	78,0
C300h0-12-12-10	16	- 12	5/8"	16	- 12	5/8"	13	- 10	1/2"	22,8	100,0	42,5	68,5
C300h0-12-12-12	16	- 12	5/8"	16	- 12	5/8"	16	- 12	5/8"	22,8	100,0	62,5	75,0



For clamp solution only / Unicamente para uso con abrazadera / Nur zur Anwendung mit Klemmen / Solo per applicazione fascetta

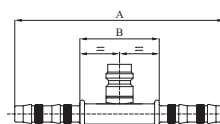
C30015

STRAIGHT CONNECTION FITTING WITH HIGH PRESSURE VALVE

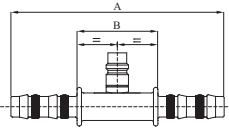
CONEXION RECTA CON VÁLVULA DE ALTA PRESION

GERADER VERBINDER MIT HOCHDRUCKVENTIL

GIUNZIONE DRITTA CON VALVOLA DI ALTA PRESSIONE



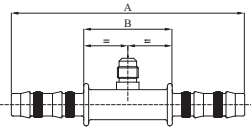
PART. REF.	HOSE SIZE			DIMENSIONS mm			
	DN	Dash	Inch	A ^{±2.5}	B ^{±2.5}		
C30015-06-06	8	- 06	5/16"	124,0	46,8		
C30015-08-08	10	- 08	13/32"	124,0	47,0		
C30015-10-10	13	- 10	1/2"	124,0	47,0		
C30015-12-12	16	- 12	5/8"	124,0	47,0		



C30016

STRAIGHT CONNECTION FITTING WITH LOW PRESSURE VALVE
 CONEXION RECTA CON VÁLVULA DE BAJA PRESION
 GERADER VERBINDER MIT NIEDERDRUCKVENTIL
 GIUNZIONE DRITTA CON VALVOLA DI BASSA PRESSIONE

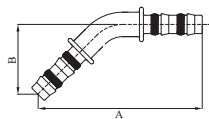
PART. REF.	HOSE SIZE			DIMENSIONS mm			
	DN	Dash	Inch	A ^{±2.5}	B ^{±2.5}		
C30016-10-10	13	- 10	1/2"	124,0	47,0		
C30016-12-12	16	- 12	5/8"	124,0	47,0		



C30012

STRAIGHT CONNECTION FITTING 1/4" SAE CHARGE VALVE
 CONEXION RECTA CON VÁLVULA DE CARGA 1/4" SAE
 GERADER VERBINDER MIT 1/4" SAE FÜLLVENTIL
 GIUNZIONE DRITTA CON VALVOLA DI CARICA 1/4" SAE

PART. REF.	HOSE SIZE			DIMENSIONS mm			
	DN	Dash	Inch	A ^{±2.5}	B ^{±2.5}		
C30012-06-06	8	- 06	5/16"	120,0	43,0		
C30012-08-08	10	- 08	13/32"	124,0	47,0		
C30012-10-10	13	- 10	1/2"	124,0	47,0		
C30012-12-12	16	- 12	5/8"	124,0	47,0		



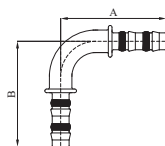
C30040

CONNECTION FITTING 45° ELBOW
 CONEXION CODO 45
 VERBINDER - 45° BOGEN
 GIUNZIONE - CURVA 45°

PART. REF.	HOSE SIZE			DIMENSIONS mm			
	DN	Dash	Inch	A ^{±2.5}	B ^{±2.5}		
C30040-06-06	8	- 06	5/16"	113,5	47,0		
C30040-08-08	10	- 08	13/32"	121,0	50,0		
C30040-10-10	13	- 10	1/2"	118,5	49,0		
C30040-12-12	16	- 12	5/8"	106,0	44,0		

C30090

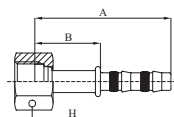
CONNECTION FITTING 90° ELBOW
 CONEXION CODO 90°
 VERBINDER - 90° BOGEN
 GIUNZIONE - CURVA 90°



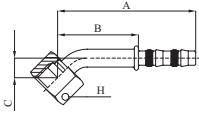
PART. REF.	HOSE SIZE			DIMENSIONS mm			
	DN	Dash	Inch	A ^{±2.5}	B ^{±2.5}		
C30090-06-06	8	- 06	5/16"	70,0	70,0		
C30090-08-08	10	- 08	13/32"	75,0	75,0		
C30090-10-10	13	- 10	1/2"	75,0	75,0		
C30090-12-12	16	- 12	5/8"	75,0	75,0		
C30090-16-16	22	- 16	7/8"	93,5	93,5		

C42410

STRAIGHT ORS FLAT SEAL FEMALE
 HEMBRA ORS ASIEN TO PLANO RECTO
 ORS DICHTKOPF FLACHDICHTEND
 FEMMINA TENUTA FRONTALE ORS

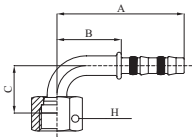


PART. REF.	HOSE SIZE			THREAD	DIMENSIONS mm			
	DN	Dash	Inch		A ^{±2.5}	B ^{±2.5}	H	
C42410-06-04	8	- 06	5/16"	9/16"-18-UNF-2B	72,0	33,4	19	
C42410-06-06	8	- 06	5/16"	11/16"-16-UN-2B	70,0	31,4	22	
C42410-08-08	10	- 08	13/32"	13/16"-16-UN-2B	74,5	35,9	27	
C42410-10-08	10	- 08	13/32"	13/16"-16-UN-2B	74,5	35,9	27	
C42410-10-10	13	- 10	1/2"	1"-14-UNS-2B	85,0	46,4	30	
C42410-12-12	16	- 12	5/8"	1.3/16"-12-UN-2B	85,0	46,4	36	
C42410-16-16	22	- 16	7/8"	1.7/16"-12-UN-2B	105,5	59,4	41	


C42440

ORS FLAT SEAL FEMALE 45° ELBOW
 HEMBRA ORS ASIENTO PLANO CODO 45°
 ORS DICHTKOPF FLACHDICHTEND - 45° BOGEN°
 FEMMINA TENUTA FRONTALE ORS - CURVA 45°

PART. REF.	HOSE SIZE			THREAD	DIMENSIONS mm			
	DN	Dash	Inch		A ^{+2.5}	B ^{+2.5}	C ⁺²	H
C42440-06-04	8	- 06	5/16"	9/16"-18-UNF	64,0	25,4	10,0	19
C42440-06-06	8	- 06	5/16"	11/16"-16-UN-2B	65,0	26,4	10,5	22
C42440-08-08	10	- 08	13/32"	13/16"-16-UN-2B	93,0	54,4	13,0	27
C42440-10-08	10	- 10	1/2"	13/16"-16-UN	93,0	54,4	13,0	27
C42440-10-10	13	- 10	1/2"	1"-14-UNS-2B	82,0	43,4	18,0	30
C42440-12-12	16	- 12	5/8"	1.3/16"-12-UN-2B	94,0	55,4	30,5	36

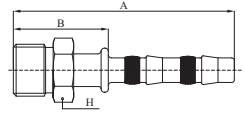

C42490

ORS FLAT SEAL FEMALE 90° ELBOW
 HEMBRA ORS ASIENTO PLANO CODO 90°
 ORS DICHTKOPF FLACHDICHTEND - 90° BOGEN°
 FEMMINA TENUTA FRONTALE ORS - CURVA 90°

PART. REF.	HOSE SIZE			THREAD	DIMENSIONS mm			
	DN	Dash	Inch		A ^{+2.5}	B ^{+2.5}	C ⁺²	H
C42490-06-04	8	- 06	5/16"	9/16"-18-UNF-2B	61,5	22,9	22,5	19
C42490-06-06028	8	- 06	5/16"	11/16"-16-UN-2B	72,0	33,4	27,5	22
C42490-06-08	8	- 06	5/16"	13/16"-16-UN-2B	81,0	42,2	29,0	27
C42490-08-08	10	- 08	13/32"	13/16"-16-UN-2B	78,0	39,4	29,0	27
C42490-10-08	13	- 10	1/2"	13/16"-16-UN-2B	78,0	34,9	29,0	27
C42490-10-10	13	- 10	1/2"	1"-14-UNS-2B	75,0	36,4	36,0	30
C42490-12-10	16	- 12	5/8"	1"-14-UNS-2B	75,0	36,4	36,0	30
C42490-12-12	16	- 12	5/8"	1.3/16"-12-UN-2B	84,0	45,4	45,0	36
C42490-16-16	22	- 16	7/8"	1.7/16"-12-UN-2B	120,5	74,4	48,0	41

C37910

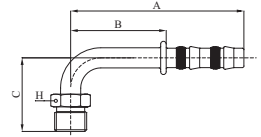
STRAIGHT MALE WITH O-RING SEAT
 MACHO RECTO CON O-RING
 AUSSENGEWINDE MIT O-RING SITZ GERADE
 MASCHIO SEDE O-RING - DRITTO



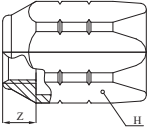
PART. REF.	HOSE SIZE			THREAD	DIMENSIONS mm			
	DN	Dash	Inch		A ^{±2.5}	B ^{±2.5}	H	
C37910-06-06	8	- 06	5/16"	5/8"-18-UNF-2A	67,7	29,1	17	
C37910-08-10	10	- 08	13/32"	7/8"-14-UNF-2A	75,0	36,4	24	
C37910-10-10	13	- 10	1/2"	7/8"-14-UNF-2A	77,8	36,6	24	

C37990

MALE WITH O-RING SEAT 90° ELBOW
 MACHO CON O-RING CODO 90°
 AUSSENGEWINDE MIT O-RING SITZ - 90° BOGEN
 MASCHIO SEDE O-RING - CURVA 90°



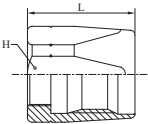
PART. REF.	HOSE SIZE			THREAD	DIMENSIONS mm			
	DN	Dash	Inch		A ^{±2.5}	B ^{±2.5}	C ^{±2}	H
C37990-08-06	10	- 08	13/32"	5/8"-18-UNF-2A	86,0	47,4	36,5	17
C37990-10-08	13	- 10	1/2"	3/4"-16-UNF-2A	87,0	48,4	41,5	22



**CUT-OFF
DIMENSION**

HOSE BORE	DIMENSIONS mm
-----------	------------------

DN	Dash	inch	Z	H
5	-04	3/16"	9,0 ± 0,1	16
8	-06	5/16"	10,0 ± 0,1	21
10	-08	13/32"	12,5 ± 0,1	24
12	-10	1/2"	9,0 ± 0,1	28
16	-12	5/8"	11,5 ± 0,1	32
22	-16	7/8"	10,0 ± 0,1	38
28	-20	1.1/8"	10,0 ± 0,1	46
35	-24	1.3/8"	10,0 ± 0,1	50



K00400

STAR-FIT FERRULE
STAR-FIT CASQUILLO
STAR-FIT FASSUNG
BOCCOLA STAR-FIT

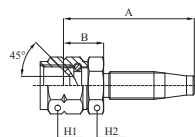
PART. REF.	HOSE BORE			DIMENSIONS mm						
------------	-----------	--	--	------------------	--	--	--	--	--	--

	DN	Dash	inch		H	L				
K00400-04	5	-04	3/16"		16	27,5				
K00400-06	8	-06	5/16"		21	33,0				
K00400-08	10	-08	13/32"		24	42,0				
K00400-10	13	-10	1/2"		28	46,0				
K00400-12	16	-12	5/8"		32	49,5				
K00400-16	22	-16	7/8"		38	46,0				
K00400-20	28	-20	1.1/8"		46	47,0				
K00400-24	35	-24	1.3/8"		50	46,0				

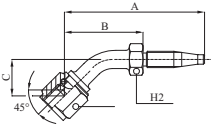
SAE J2064 TYPE B

K42610

45° SAE STRAIGHT FEMALE
 HEMBRA 45° SAE RECTO
 45° SAE DICHTKOPF GERADE
 FEMMINA 45° SAE - DRITTO



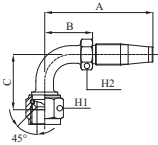
PART. REF.	HOSE SIZE			THREAD	DIMENSIONS mm			
	DN	Dash	Inch		T	A ^{±2.5}	B ^{±2.5}	H ₁
K42610-04-04	5	- 04	3/16"	7/16"-20-UNF-2B	41,0	14,0	15	15
K42610-06-06	8	- 06	5/16"	5/8"-18-UNF-2B	50,5	15,5	19	19
K42610-08-08	10	- 08	13/32"	3/4"-16-UNF-2B	59,0	18,0	22	22
K42610-10-08	13	- 10	1/2"	3/4"-16-UNF-2B	64,0	18,0	22	22
K42610-10-10	13	- 10	1/2"	7/8"-14-UNF-2B	65,0	19,0	27	27
K42610-12-10	16	- 12	5/8"	7/8"-14-UNF-2B	68,5	19,0	27	27
K42610-12-12	16	- 12	5/8"	1.1/16"-14-UNS-2B	91,0	41,5	32	24
K42610-16-12	22	- 16	7/8"	1.1/16"-14-UNS-2B	67,5	29,5	32	32
K42610-16-16H00	22	- 16	7/8"	1.5/16"-14-UNS-2B	61,5	14,5	38	



K42640

45° SAE FEMALE 45° ELBOW
 HEMBRA 45° SAE CODO 45°
 45° SAE DICHTKOPF - 45° BOGEN
 FEMMINA 45° SAE - CURVA 45°

PART. REF.	HOSE SIZE			THREAD	DIMENSIONS mm				
	DN	Dash	Inch		T	A ^{±2.5}	B ^{±2.5}	C ^{±2}	H ₁
K42640-04-04	5	- 04	3/16"	7/16"-20-UNF-2B	68,5	41,5	16,0	15	12
K42640-06-06	8	- 06	5/16"	5/8"-18-UNF-2B	88,0	53,5	16,5	19	15
K42640-08-08	10	- 08	13/32"	3/4"-16-UNF-2B	94,7	53,7	16,5	22	18
K42640-10-10	13	- 10	1/2"	7/8"-14-UNF-2B	94,5	48,5	23,5	27	21
K42640-12-08	16	- 12	5/8"	3/4"-16-UNF-2B	113,0	63,5	26,5	22	24
K42640-12-10	16	- 12	5/8"	7/8"-14-UNF-2B	99,5	50,0	23,5	27	24
K42640-12-12	16	- 12	5/8"	1.1/16"-14-UNS-2B	104,5	55,0	26,5	32	24
K42640-16-10	22	- 16	7/8"	7/8"-14-UNF-2B	97,0	50,0	23,5	27	30
K42640-16-12	22	- 16	7/8"	1.1/16"-14-UNS-2B	101,5	54,5	26,5	32	30
K42640-16-16	22	- 16	7/8"	1.5/16"-14-UNS-2B	115,0	68,0	32,5	38	30



K42690

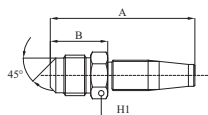
45° SAE FEMALE 90° ELBOW
 HEMBRA 45° SAE CODO 90°
 45° SAE DICHTKOPF - 90° BOGEN°
 FEMMINA 45° SAE - CURVA 90°

PART. REF.	HOSE SIZE			THREAD	DIMENSIONS mm				
	DN	Dash	Inch		T	A ^{±2.5}	B ^{±2.5}	C ^{±2}	H ₁
K42690-04-04	5	- 04	3/16"	7/16"-20-UNF-2B	55,0	28,0	25,5	15	12
K42690-06-06	8	- 06	5/16"	5/8"-18-UNF-2B	72,5	37,5	30,5	19	15
K42690-08-06	10	- 08	13/32"	5/8"-18-UNF-2B	73,5	32,5	37,5	19	18
K42690-08-08	10	- 08	13/32"	3/4"-16-UNF-2B	73,5	32,5	37,5	22	18
K42690-10-08	13	- 10	1/2"	3/4"-16-UNF-2B	79,5	33,5	42,5	22	21
K42690-10-10	13	- 10	1/2"	7/8"-14-UNF-2B	83,5	37,5	46,5	27	21
K42690-12-08	16	- 12	5/8"	3/4"-16-UNF-2B	84,0	34,5	42,5	22	24
K42690-12-10	16	- 12	5/8"	7/8"-14-UNF-2B	89,0	39,5	46,5	27	24
K42690-12-12	16	- 12	5/8"	1.1/16"-14-UNS-2B	94,0	44,5	53,0	32	24
K42690-16-10	22	- 16	7/8"	7/8"-14-UNF-2B	86,5	39,5	46,5	27	30
K42690-16-12	22	- 16	7/8"	1.1/16"-14-UNS-2B	90,5	43,5	53,0	32	30
K42690-16-16	22	- 16	7/8"	1.5/16"-14-UNS-2B	101,5	54,5	66,5	38	30

SAE J2064 TYPE B

K32610

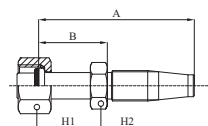
STRAIGHT 45° SAE FLARE MALE
 MACHO CÓNICO 45° SAE RECTO
 45° SAE AUSSENGEWINDE GERADE
 MASCHIO SVASATO 45° SAE - DRITTO



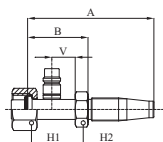
PART. REF.	HOSE SIZE			THREAD	DIMENSIONS mm			
	DN	Dash	Inch		T	A ^{±2.5}	B ^{±2.5}	H ₁
K32610-04-04	5	- 04	3/16"	7/16"-20-UNF-2B	47,5	18,7	12	
K32610-06-06	8	- 06	5/16"	5/8"-18-UNF-2B	57,7	22,7	16	
K32610-08-08	10	- 08	13/32"	3/4"-16-UNF-2B	68,0	27,0	19	
K32610-10-10	13	- 10	1/2"	7/8"-14-UNF-2B	78,4	32,4	24	
K32610-12-12	16	- 12	5/8"	1.1/16"-14-UNS-2B	85,9	36,4	27	
K32610-16-16	22	- 16	7/8"	1.5/16"-14-UNS-2B	85,0	39,0	36	

K47910

STRAIGHT O-RING FEMALE
 HEMBRA O-RING RECTO
 DICHTKOPF O-RING GERADE
 FEMMINA O-RING - DRITTO

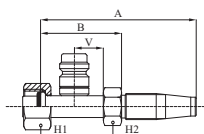


PART. REF.	HOSE SIZE			THREAD	DIMENSIONS mm				
	DN	Dash	Inch		T	A ^{±2.5}	B ^{±2.5}	H ₁	H ₂
K47910-06-06	8	- 06	5/16"	5/8"-18-UNF-2B	69,0	34,0	19	14	
K47910-08-06	10	- 08	13/32"	5/8"-18-UNF-2B	76,5	35,5	19	18	
K47910-08-08	10	- 08	13/32"	3/4"-16-UNF-2B	85,5	44,5	22	18	
K47910-10-10	13	- 10	1/2"	7/8"-14-UNF-2B	96,0	50,0	27	21	
K47910-12-10	16	- 12	5/8"	7/8"-14-UNF-2B	101,5	52,0	27	24	
K47910-12-12	16	- 12	5/8"	1.1/16"-14-UNS-2B	110,0	60,5	32	24	
K47910-16-12	22	- 16	7/8"	1.1/16"-14-UNS-2B	107,5	60,5	32	30	


K47916

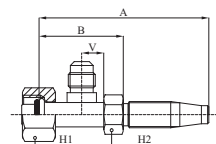
STRAIGHT O-RING FEMALE WITH LOW PRESSURE VALVE
 HEMBRA O-RING RECTO CON VÁLVULA DE BAJA PRESION
 DICHTKOPF O-RING GERADE MIT NIEDERDRUCKVENTIL
 FEMMINA O-RING - DRITTO CON VALVOLA BASSA PRESSIONE

PART. REF.	HOSE SIZE			THREAD	DIMENSIONS mm				
	DN	Dash	Inch		T	A ^{±2.5}	B ^{±2.5}	V ^{±1}	H ₁
K47916-12-10	16	- 12	5/8"	7/8"-14-UNF-2B	101,5	52,0	16,0	27	24
K47916-16-12	22	- 16	7/8"	1.1/16"-14-UNF-2B	107,5	60,5	16,0	32	30


K47915

STRAIGHT O-RING FEMALE WITH HIGH PRESSURE VALVE
 HEMBRA O-RING RECTO CON VÁLVULA DE ALTA PRESION
 DICHTKOPF O-RING GERADE MIT HOCHDRUCKVENTIL
 FEMMINA O-RING - DRITTO CON VALVOLA ALTA PRESSIONE

PART. REF.	HOSE SIZE			THREAD	DIMENSIONS mm				
	DN	Dash	Inch		T	A ^{±2.5}	B ^{±2.5}	V ^{±1}	H ₁
K47915-08-08	10	- 08	13/32"	3/4"-16-UNF-2B	85,5	44,5	16,0	22	18


K47912

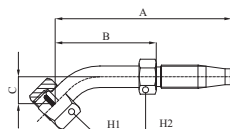
STRAIGHT O-RING FEMALE WITH 1/4" SAE CHARGE VALVE
 HEMBRA O-RING RECTO CON VÁLVULA DE CARGA 1/4" SAE
 DICHTKOPF O-RING GERADE MIT 1/4" SAE FÜLLVENTIL
 FEMMINA O-RING - DRITTO CON VALVOLA DI CARICA 1/4" SAE

PART. REF.	HOSE SIZE			THREAD	DIMENSIONS mm				
	DN	Dash	Inch		T	A ^{±2.5}	B ^{±2.5}	V ^{±1}	H ₁
K47912-06-06	8	- 06	5/16"	5/8"-18-UNF-2B	67,3	32,3	9,0	19	14

SAE J2064 TYPE B

K47940

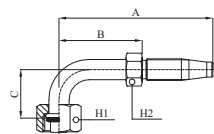
O-RING FEMALE 45° ELBOW
 HEMBRA O-RING CODO 45°
 DICHTKOPF O-RING - 45° BOGEN
 FEMMINA O-RING - CURVA 45°



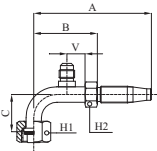
PART. REF.	HOSE SIZE			THREAD	DIMENSIONS mm				
	DN	Dash	Inch		T	A ^{±0.10}	B ^{±0.10}	C ^{±0.08}	H ₁
K47940-06-06	8	- 06	5/16"	5/8"-18-UNF-2B	82,0	47,0	12,5	19	14
K47940-08-08	10	- 08	13/32"	3/4"-16-UNF-2B	90,5	49,5	13,5	22	18
K47940-10-08	13	- 10	1/2"	3/4"-16-UNF-2B	95,5	49,5	13,5	22	21
K47940-10-10	13	- 10	1/2"	7/8"-14-UNF-2B	117,0	71,0	24,0	27	21
K47940-10-11	13	- 10	1/2"	1"-14-UNF-2B	115,0	69,0	22,0	29	21
K47940-12-10	16	- 12	5/8"	7/8"-14-UNF-2B	122,5	73,0	24,0	27	24
K47940-12-11	16	- 12	5/8"	1"-14-UNS-2B	120,5	71,0	22,0	29	24
K47940-12-12	16	- 12	5/8"	1.1/16"-14-UNS-2B	130,5	81,0	27,0	32	24
K47940-16-12	22	- 16	7/8"	1.1/16"-14-UNS-2B	128,0	81,0	27,0	32	30

K47990

O-RING FEMALE 90° ELBOW
 HEMBRA O-RING CODO 90°
 DICHTKOPF O-RING - 90° BOGEN
 FEMMINA O-RING - CURVA 90°



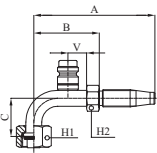
PART. REF.	HOSE SIZE			THREAD	DIMENSIONS mm				
	DN	Dash	Inch		T	A ^{±0.10}	B ^{±0.10}	C ^{±0.08}	H ₁
K47990-06-06	8	- 06	5/16"	5/8"-18-UNF-2B	74,0	39,0	24,0	19	14
K47990-08-06	10	- 08	13/32"	5/8"-18-UNF-2B	81,5	40,5	24,0	19	18
K47990-08-08	10	- 08	13/32"	3/4"-16-UNF-2B	89,5	48,5	30,0	22	18
K47990-10-10	13	- 10	1/2"	7/8"-14-UNF-2B	109,5	63,5	45,0	27	21
K47990-12-10	16	- 12	5/8"	7/8"-14-UNF-2B	115,0	65,5	45,0	27	24
K47990-12-12	16	- 12	5/8"	1.1/16"-14-UNS-2B	119,5	70,0	54,5	32	24
K47990-16-10	22	- 16	7/8"	7/8"-14-UNF-2B	112,5	65,5	45,0	27	30
K47990-16-12	22	- 16	7/8"	1.1/16"-14-UNS-2B	117,0	70,0	54,5	32	30
K47990-20-12	28	- 20	1.1/8"	1.1/16"-14-UNS-2B	115,0	69,0	54,5	32	36



K47992

O-RING FEMALE 90° ELBOW WITH 1/4" SAE CHARGE VALVE
 HEMBRA O-RING CODO 90° CON VÁLVULA DE CARGA 1/4" SAE
 DICHTKOPF O-RING - 90° BOGEN MIT 1/4" SAE FÜLLVENTIL
 FEMMINA O-RING - CURVA 90° CON VALVOLA DI CARICA 1/4" SAE

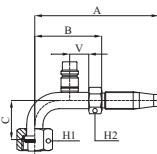
PART. REF.	HOSE SIZE			THREAD	DIMENSIONS mm					
	DN	Dash	Inch		T	A ^{+2.5}	B ^{+2.5}	C ⁺²	V ⁺¹	H ₁
K47992-16-12	22	- 16	7/8"	1.1/16"-14-UNS-2B	117,0	70,0	54,5	16,0	32	30



K47995

O-RING FEMALE 90° ELBOW WITH HIGH PRESSURE VALVE
 HEMBRA O-RING CODO 90° CON VÁLVULA DE ALTA PRESION
 DICHTKOPF O-RING - 90° BOGEN MIT HOCHDRUCKVENTIL
 FEMMINA O-RING - CURVA 90° CON VALVOLA ALTA PRESSIONE

PART. REF.	HOSE SIZE			THREAD	DIMENSIONS mm					
	DN	Dash	Inch		T	A ^{+2.5}	B ^{+2.5}	C ⁺²	V ⁺¹	H ₁
K47995-08-08	10	- 08	13/32"	3/4"-16-UNF-2B	94,0	53,0	36,5	16,0	22	18



K47996

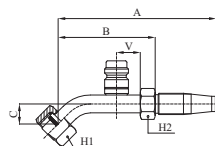
O-RING FEMALE 90° ELBOW WITH LOW PRESSURE VALVE
 HEMBRA O-RING CODO 90° CON VÁLVULA DE BAJA PRESION
 DICHTKOPF O-RING - 90° BOGEN MIT NIEDERDRUCKVENTIL
 FEMMINA O-RING - CURVA 90° CON VALVOLA BASSA PRESSIONE

PART. REF.	HOSE SIZE			THREAD	DIMENSIONS mm					
	DN	Dash	Inch		T	A ^{+2.5}	B ^{+2.5}	C ⁺²	V ⁺¹	H ₁
K47996-10-10	13	- 10	1/2"	7/8"-14-UNF-2B	109,5	63,5	45,0	16,0	27	21
K47996-12-10	16	- 12	5/8"	7/8"-14-UNF-2B	115,0	65,5	45,0	16,0	27	24
K47996-16-12	22	- 16	7/8"	1.1/16"-14-UNS-2B	116,0	69,0	54,5	16,0	32	30

SAE J2064 TYPE B

K47945

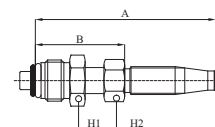
O-RING FEMALE 45° ELBOW WITH HIGH PRESSURE VALVE
 HEMBRA O-RING CODO 45° CON VÁLVULA DE ALTA PRESION
 DICHTKOPF O-RING - 45° BOGEN MIT HOCHDRUCKVENTIL
 FEMMINA O-RING - CURVA 45° CON VALVOLA ALTA PRESSIONE



PART. REF.	HOSE SIZE			THREAD	DIMENSIONS mm					
	DN	Dash	Inch		T	A ^{±2.5}	B ^{±2.5}	C ^{±2}	V ^{±1}	H ₁
K47945-08-08	10	- 08	13/32"	3/4"-16-UNF-2B	106,8	65,3	13,5	16,0	22	18

K38010

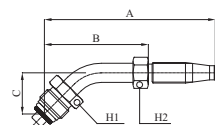
STRAIGHT O-RING MALE
 MACHO O-RING RECTO
 AUSSENGEWINDE O-RING GERADE
 MASCHIO O-RING - DRITTO



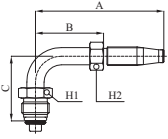
PART. REF.	HOSE SIZE			THREAD	DIMENSIONS mm				
	DN	Dash	Inch		T	A ^{±2.5}	B ^{±2.5}	C ^{±2}	H
K38010-06-06	8	- 06	5/16"	5/8"-18-UNF-2B	69,4	34,4	17	14	
K38010-08-08	10	- 08	13/32"	3/4"-18-UNS-2B	85,5	44,5	22	18	
K38010-10-10	13	- 10	1/2"	7/8"-18-UNS-2B	94,5	48,5	22	21	

K38040

O-RING MALE 45° ELBOW
 MACHO O-RING CODO 45°
 AUSSENGEWINDE O-RING - 45° BOGEN
 MASCHIO O-RING - CURVA 45°



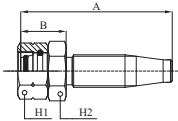
PART. REF.	HOSE SIZE			THREAD	DIMENSIONS mm				
	DN	Dash	Inch		T	A ^{±2.5}	B ^{±2.5}	C ^{±2}	H ₁
K38040-06-06	8	- 06	5/16"	5/8"-18-UNF-2B	89,5	54,5	21,5	17	14
K38040-08-08	10	- 08	13/32"	3/4"-18-UNS-2B	106,5	65,5	25,0	22	18
K38040-10-10	13	- 10	1/2"	7/8"-18-UNS-2B	121,5	75,5	28,5	22	21



K38090

O-RING MALE 90° ELBOW
 MACHO O-RING CODO 90°
 AUSSENGEWINDE O-RING - 90° BOGEN
 MASCHIO O-RING - CURVA 90°

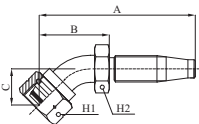
PART. REF.	HOSE SIZE			THREAD	DIMENSIONS mm				
	DN	Dash	Inch		T	A ^{±2.5}	B ^{±2.5}	C ^{±2}	H ₁
K38090-06-06	8	- 06	5/16"	5/8"-18-UNF-2B	74,5	39,5	37,5	17	14
K38090-08-08	10	- 08	13/32"	3/4"-18-UNS-2B	89,5	48,5	47,0	22	18
K38090-10-10	13	- 10	1/2"	7/8"-18-UNS-2B	109,0	63,0	54,5	22	21



K41510

STRAIGHT 24° DIN FLARE O-RING OGIVAL FEMALE
 HEMBRA O-RING OGIVA 24° DIN CÓNICO RECTO
 DICHTKOPF 24° DIN KONUS MIT O-RING GERADE
 FEMMINA O-RING OGIVA 24° DIN - DRITTO

PART. REF.	HOSE SIZE			THREAD	DIMENSIONS mm				
	DN	Dash	Inch		T	A ^{±2.5}	B ^{±2.5}	C ^{±2}	H ₁
K41510-12-26	16	- 12	5/8"	M 26x1.5	92,0	42,5	32	27	
K41510-12-30	16	- 12	5/8"	M 30x2	94,5	45,0	36	24	
K41510-16-30	22	- 16	7/8"	M 30x2	74,0	27,0	36	36	
K41510-16-36	22	- 16	7/8"	M 36x2	75,8	28,8	41	36	
K41510-20-36	28	- 20	1.1/8"	M 36x2	76,8	30,8	41	41	



K41540

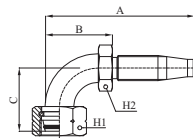
24° DIN FLARE O-RING OGIVAL FEMALE 45° ELBOW
 HEMBRA O-RING OGIVA 24° DIN CÓNICO CODO 45°
 DICHTKOPF 24° DIN KONUS MIT O-RING - 45° BOGEN°
 FEMMINA O-RING OGIVA 24° DIN - CURVA 45°

PART. REF.	HOSE SIZE			THREAD	DIMENSIONS mm				
	DN	Dash	Inch		T	A ^{±2.5}	B ^{±2.5}	C ^{±2}	H ₁
K41540-12-26	16	- 12	5/8"	M 26x1.5	107,0	57,2	28,7	32	24
K41540-12-30	16	- 12	5/8"	M 30x2	107,0	57,5	29,0	36	34
K41540-16-30	22	- 16	7/8"	M 30x2	104,0	57,1	29,4	36	30
K41540-16-36	22	- 16	7/8"	M 36x2	117,0	69,9	30,0	41	30
K41540-20-36	28	- 20	1.1/8"	M 36x2	115,0	68,9	34,0	41	36

SAE J2064 TYPE B

K41590

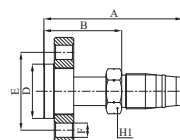
24° DIN FLARE O-RING OGIVAL FEMALE 90° ELBOW
 HEMBRA O-RING OGIVA 24° DIN CÓNICO CODO 90°
 DICHTKOPF 24° DIN KONUS MIT O-RING 90° BOGEN
 FEMMINA O-RING OGIVA 24° DIN - CURVA 90°



PART. REF.	HOSE SIZE			THREAD	DIMENSIONS mm				
	DN	Dash	Inch		T	A ^{±2.5}	B ^{±2.5}	C ^{±2}	H ₁
K41590-08-26	10	- 08	13/32"	M 26x1,5	86,5	45,5	60,0	32	24
K41590-12-26	16	- 12	5/8"	M 26x1,5	94,0	44,5	56,0	32	24
K41590-12-30	16	- 12	5/8"	M 30x2	91,0	41,5	56,5	36	30
K41590-16-30	22	- 16	7/8"	M 30x2	91,0	43,5	56,5	36	30
K41590-16-36	22	- 16	7/8"	M 36x2	101,5	54,5	69,3	41	30
K41590-20-30	28	- 20	1.1/8"	M 30x2	89,4	43,5	48,5	36	36
K41590-20-36	28	- 20	1.1/8"	M 36x2	101,0	54,5	69,3	41	36

K43710

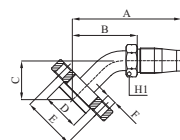
STRAIGHT FLANGE FITTING
 BRIDA RECTA
 FLANSCHARMATUR GERADE
 RACCORDO DRITTO CON FLANGIA



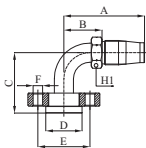
PART. REF.	HOSE SIZE			THREAD	DIMENSIONS mm					
	DN	Dash	Inch		T	A ^{±2.5}	B ^{±2.5}	C ^{±2}	V ^{±1}	H ₁
K43710-16-16	22	- 16	7/8"		107,0	60,0	41,8	60,0	∅ 11,0	30
K43710-20-16	28	- 20	1.1/8"		110,5	64,5	41,8	60,0	∅ 11,0	36

K43740

FLANGE FITTING 45° ELBOW
 BRIDA 45°
 FLANSCHARMATUR - 45° BOGEN
 RACCORDO CON FLANGIA - CURVA 45°

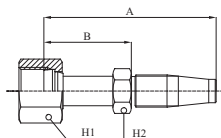


PART. REF.	HOSE SIZE			DIMENSIONS mm						
	DN	Dash	Inch	A ^{±2.5}	B ^{±2.5}	C ^{±2}	D	E	F	H ₁
K43740-16-16	22	- 16	7/8"	119,0	72,0	44,0	41,8	60,0	∅ 11,0	30
K43740-20-16	28	- 20	1.1/8"	122,5	76,5	44,0	41,8	60,0	∅ 11,0	36


K43790

FLANGE FITTING 90° ELBOW
BRIDA 90°
FLANSCHARMATUR - 90° BOGEN
RACCORDO CON FLANGIA - CURVA 90°

PART. REF.	HOSE SIZE			DIMENSIONS mm						
	DN	Dash	Inch	A ^{±2.5}	B ^{±2.5}	C ^{±2}	D	E	F	H ₁
K43790-16-16	22	- 16	7/8"	90,5	43,5	79,5	41,8	60,0	∅ 11,0	30
K43790-20-16	28	- 20	1.1/8"	100,5	54,5	88,5	41,8	60,0	∅ 11,0	36
K43790-20-16097	28	- 20	1.1/8"	100,5	54,5	96,5	48,0	60,0	∅ 11,0	36


K42410

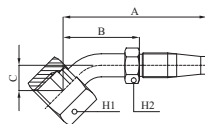
STRAIGHT ORS FLAT SEAL FEMALE
HEMBRA ASIENTO PLANO ORS RECTO
ORS DICHTKOPF FLACHDICHTEND
FEMMINA TENUTA FRONTALE ORS - DRITTO

PART. REF.	HOSE SIZE			THREAD	DIMENSIONS mm				
	DN	Dash	Inch		A ^{±2.5}	B ^{±2.5}	H ₁	H ₂	
K42410-04-04	5	- 04	3-16"	9/16"-18-UNF-2B	61,0	34,0	19	12	
K42410-06-06	8	- 06	5-16"	11-16"-UN-2B	69,0	34,0	22	14	
K42410-08-08	10	- 08	13/32"	13/16"-16-UN-2B	78,0	37,0	27	18	
K42410-10-10	13	- 10	1/2"	1"-14-UNS-2B	93,5	47,5	30	21	
K42410-12-12	16	- 12	5/8"	1.3/16"-12-UN-2B	99,0	49,5	36	24	
K42410-12-16	16	- 12	5/8"	1.7/16"-12-UNF-2B	52,5	102,0	41	27	
K42410-12-16079	16	- 12	5/8"	1.7/16"-12-UNF-2B	29,0	78,5	41	24	
K42410-16-16	22	- 16	7/8"	1.7/16"-12-UN-2B	117,5	70,5	41	30	
K42410-16-20	22	- 16	7/8"	1.11/16"-UN-2B	69,5	116,5	50	30	
K42410-20-20	28	- 20	1.1/8"	1.11/16"-12-UN-2B	114,5	68,5	50	36	
K42410-24-24	35	- 24	1.3/8"	2"-12-UN	115,5	70,5	60	46	

SAE J2064 TYPE B

K42440

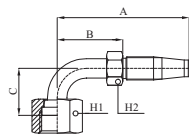
ORS FLAT SEAL FEMALE 45° ELBOW
 HEMBRA ASIEN TO PLANO ORS CODO 45°
 ORS DICHTKOPF FLACHDICHTEND - 45° BOGEN
 FEMMINA TENUTA FRONTALE ORS - CURVA 45°



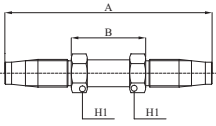
PART. REF.	HOSE SIZE			THREAD	DIMENSIONS mm				
	DN	Dash	Inch		T	A ^{±2.5}	B ^{±2.5}	C ^{±2}	H ₁
K42440-04-04	5	- 04	3/16"	9/16"-18-UNF-2B	52,2	25,2	10,0	19	12
K42440-06-06	8	- 05	5/16"	11/16"-16-UN-2B	62,3	27,3	10,5	22	14
K42440-08-08	10	- 08	13/32"	13/16"-16-UN-2B	96,5	55,5	13,0	27	18
K42440-10-10	13	- 10	1/2"	1"-14-UNS-2B	86,5	40,5	16,0	30	21
K42440-12-12	16	- 12	5/8"	1.3/16"-12-UN-2B	115,0	65,5	17,0	36	24
K42440-16-16	22	- 16	7/8"	1.7/16"-12-UN-2B	115,5	68,5	40,5	41	30
K42440-20-20	28	- 20	1.1/8"	1.11/16"-12-UN-2B	111,5	66,5	27,0	50	36
K42440-24-24	35	- 24	1.3/8"	2"-12-UN	115,5	70,5	29,0	60	46

K42490

ORS FLAT SEAL FEMALE 90° ELBOW
 HEMBRA ASIEN TO PLANO ORS CODO 90°
 ORS DICHTKOPF FLACHDICHTEND - 90° BOGEN
 FEMMINA TENUTA FRONTALE ORS - CURVA 90°



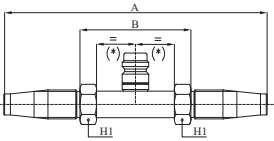
PART. REF.	HOSE SIZE			THREAD	DIMENSIONS mm				
	DN	Dash	Inch		T	A ^{±2.5}	B ^{±2.5}	C ^{±2}	H ₁
K42490-04-04	5	- 04	3/16"	9/16"-18-UNF-2B	50,5	23,5	22,5	19	12
K42490-06-06	8	- 06	5/16"	11/16"-16-UN-2B	62,5	27,5	25,5	22	14
K42490-08-08	10	- 08	13/32"	13/16"-16-UN-2B	81,5	40,5	29,0	27	18
K42490-10-10	13	- 10	1/2"	1"-14-UNS-2B	83,5	37,5	36,0	30	21
K42490-12-12	16	- 12	5/8"	1.3/16"-12-UN-2B	98,0	48,5	45,0	36	24
K42490-16-16	22	- 16	7/8"	1.7/16"-12-UN-2B	117,5	70,5	48,0	41	30
K42490-20-20	28	- 20	1.1/8"	1.11/16"-12-UN-2B	104,5	58,5	56,0	50	36



K30010

STRAIGHT CONNECTION FITTING
 RACOR RECTO
 GERADER VERBINDER
 GIUNZIONE DRITTA

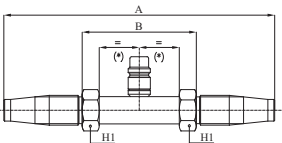
PART. REF.	HOSE SIZE			DIMENSIONS mm			
	DN	Dash	Inch	A ^{±2.5}	B ^{±2.5}	H ₁	
K30010-04-04	5	- 04	3/16"	89,0	35,0	12	
K30010-06-06	8	- 06	5/16"	115,0	45,0	14	
K30010-08-08	10	- 08	13/32"	128,0	46,0	18	
K30010-10-10	13	- 10	1/2"	141,0	49,0	21	
K30010-12-12	16	- 12	5/8"	154,5	55,5	24	
K30010-16-16	22	- 16	7/8"	145,0	51,0	30	
K30010-20-20	28	- 20	1.1/8"	163,0	71,0	36	



K30015

STRAIGHT CONNECTION FITTING WITH HIGH PRESSURE VALVE
 RACOR RECTO CON VÁLVULA DE ALTA PRESION
 GERADER VERBINDER MIT HOCHDRUCKVENTIL
 GIUNZIONE DRITTA CON VALVOLA ALTA PRESSIONE

PART. REF.	HOSE SIZE			DIMENSIONS mm			
	DN	Dash	Inch	A ^{±2.5}	B ^{±2.5}	H ₁	
K30015-08-08	10	- 08	13/32"	150,0	68,0	18	
K30015-10-10	13	- 10	1/2"	159,0	67,0	21	



K30016

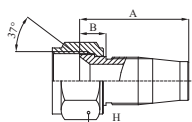
STRAIGHT CONNECTION FITTING WITH LOW PRESSURE VALVE
 RACOR RECTO CON VÁLVULA DE BAJA PRESION
 GERADER VERBINDER MIT NIEDERDRUCKVENTIL
 GIUNZIONE DRITTA CON VALVOLA BASSA PRESSIONE

PART. REF.	HOSE SIZE			DIMENSIONS mm			
	DN	Dash	Inch	A ^{±2.5}	B ^{±2.5}	H ₁	
K30016-10-10	13	- 10	1/2"	159,0	67,0	21	
K30016-12-12	16	- 12	5/8"	181,0	82,0	24	

SAE J2064 TYPE B

K42510

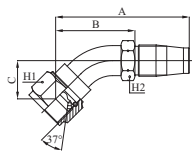
JIC 37° STRAIGHT FEMALE FITTING
HEMBRA JIC 37° RECTO
GERADER EINSCHRAUBER JIC 37°
FEMMINA JIC 37° - DRITTO



PART. REF.	HOSE SIZE			THREAD	DIMENSIONS mm			
	DN	Dash	Inch		T	A ^{±2.5}	B ^{±2.5}	H ₁
K42510-16-12	22	- 16	7/8"	1.1/16"-12-UNF-2B	78,5	31,5	32,0	30
K42510-16-16	22	- 16	7/8"	1.5/16"-12-UNF-2B	62,0	15,0	38,0	

K42540

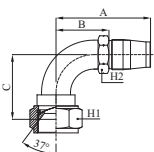
JIC 37° FEMALE FITTING 45° ELBOW
HEMBRA JIC 37° CODO 45°
EINSCHRAUBER JIC 37° - 45° WINKELADAPTER
FEMMINA JIC 37° - CURVA 45°



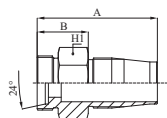
PART. REF.	HOSE SIZE			THREAD	DIMENSIONS mm				
	DN	Dash	Inch		T	A ^{±2.5}	B ^{±2.5}	C ^{±2}	H ₁
K42540-16-16	22	- 16	7/8"	1.5/16"-12-UNF-2B	115,5	68,5	33,0	38	30

K42590

JIC 37° FEMALE FITTING 90° ELBOW
HEMBRA JIC 37° CODO 90°
DICHTKOPF JIC 37° - 90° BOGEN
FEMMINA JIC 37° - CURVA 90°

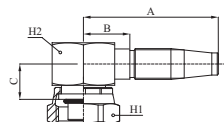


PART. REF.	HOSE SIZE			THREAD	DIMENSIONS mm				
	DN	Dash	Inch		T	A ^{±2.5}	B ^{±2.5}	C ^{±2}	H ₁
K42590-16-16	22	- 16	7/8"	1.5/16"-12-UNF-2B	101,5	54,5	67,5	38	30
K42590-20-20	28	- 20	1.1/8"	1.5/8"-12-UNF-2B	104,5	58,5	71,5	50	36


K31110

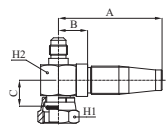
STRAIGHT 24° MALE DIN
 MACHO 24° DIN RECTO
 AUSSENGEWINDE 24° DIN GERADE
 MASCHIO 24° DIN - DRITTO

PART. REF.	HOSE SIZE			THREAD	DIMENSIONS mm			
	DN	Dash	Inch		T	A ^{±2.5}	B ^{±2.5}	H ₁
K31110-16-30	22	- 16	7/8"	M 30x2	71,0	24,0	32	


K47980

SHORT VERSION O-RING FEMALE 90° ELBOW
 HEMBRA O-RING TIPO CORTO CODO 90°
 DICHTKOPF O-RING KURZE VERSION - 90° BOGEN
 FEMMINA O-RING TIPO CORTO - CURVA 90°

PART. REF.	HOSE SIZE			THREAD	DIMENSIONS mm				
	DN	Dash	Inch		T	A ^{±2.5}	B ^{±2.5}	C ^{±2}	H ₁
K47980-08-11	10	- 08	13/32"	1"-14-UNF-2B	62,5	21,5	16,4	29	29
K47980-10-11	13	- 10	1/2"	1"-14-UNS-2B	67,5	21,5	16,4	29	29
K47980-12-11	16	- 12	5/8"	1"-14-UNS-2B	75,5	26,0	24,2	29	25


K47982

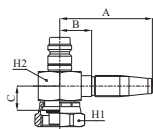
SHORT VERSION O-RING FEMALE 90° ELBOW WITH 1/4" SAE CHARGE VALVE
 HEMBRA O-RING TIPO CORTO CODO 90° CON VÁLVULA DE CARGA 1/4" SAE
 DICHTKOPF O-RING KURZE VERSION - 90° BOGEN MIT 1/4" SAE FÜLLVENTIL
 FEMMINA O-RING TIPO CORTO - CURVA 90° CON VALVOLA DI CARICA 1/4 "SAE

PART. REF.	HOSE SIZE			THREAD	DIMENSIONS mm				
	DN	Dash	Inch		T	A ^{±2.5}	B ^{±2.5}	C ^{±2}	H ₁
K47982-10-08	13	- 10	1/2"	3/4"-16-UNF-2B	64,0	18,0	16,0	22	22
K47982-10-11	13	- 10	1/2"	1"-14-UNS-2B	67,5	21,5	16,4	29	29
K47982-12-08	16	- 12	5/8"	3/4"-16-UNF-2B	52,5	102,0	16,0	22	22
K47982-16-10	22	- 16	7/8"	7/8"-14-UNF-2B	101,5	54,5	16,4	27	27
K47982-16-11	22	- 16	7/8"	1"-14-UNS-2B	54,0	101,0	24,2	29	25

SAE J2064 TYPE B

K47985

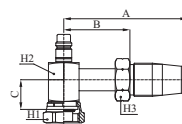
SHORT VERSION O-RING FEMALE 90° ELBOW WITH HIGH PRESSURE VALVE
 HEMBRA O-RING TIPO CORTO CODO 90° CON VÁLVULA DE ALTA PRESION
 DICHTKOPF O-RING KURZE VERSION - 90° BOGEN MIT HOCHDRUCKVENTIL
 FEMMINA O-RING TIPO CORTO - CURVA 90° CON VALVOLA ALTA PRESSIONE



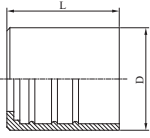
PART. REF.	HOSE SIZE			THREAD	DIMENSIONS mm				
	DN	Dash	Inch		T	A ^{±2,5}	B ^{±2,5}	C ^{±2}	H ₁
K47985-08-11	10	- 08	13/32"	1"-14-UNS-2B	21,5	62,5	16,4	29	29
K47985-12-11	16	- 12	5/8"	1"-14-UNS-2B	24,0	75,5	24,2	29	25

K47986

SHORT VERSION O-RING FEMALE 90° ELBOW WITH LOW PRESSURE VALVE
 HEMBRA O-RING TIPO CORTO CODO 90° CON VÁLVULA DE BAJA PRESION
 DICHTKOPF O-RING KURZE VERSION - 90° BOGEN MIT NIEDERDRUCKVENTIL
 FEMMINA O-RING TIPO CORTO - CURVA 90° CON VALVOLA BASSA PRESSIONE



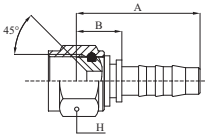
PART. REF.	HOSE SIZE			THREAD	DIMENSIONS mm				
	DN	Dash	Inch		T	A ^{±2,5}	B ^{±2,5}	C ^{±2}	H ₁
K47986-12-11	16	- 12	5/8"	1"-14-UNS-2B	24,0	75,5	24,2	29	25
K47986-16-11	22	- 16	7/8"	1"-14-UNS-2B	54,0	101,0	24,2	29	25



C00300

STAR-CRIMP FERRULE
CASQUILLO STAR-CRIMP
STAR-CRIMP FASSUNG
BOCCOLA STAR-CRIMP

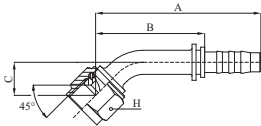
PART. REF.	HOSE BORE			DIMENSIONS mm			
	DN	Dash	inch	D	L		
C00300-04	5	- 04	3/16"	18,0	24,3		
C00300-06	8	- 06	5/16"	23,0	30,3		
C00300-08	10	- 08	13/32"	25,0	32,3		
C00300-10	13	- 10	1/2"	29,0	37,3		
C00300-12	16	- 12	5/8"	34,0	37,3		
C00300-16	22	- 16	7/8"	38,0	39,5		
C00300-20	28	- 20	1.1/8"	46,0	51,0		



C22610

45° SAE STRAIGHT FEMALE
HEMBRA 45° SAE RECTO
45° SAE DICHTKOPF GERADE
FEMMINA 45° SAE - DRITTO

PART. REF.	HOSE SIZE			THREAD	DIMENSIONS mm			
	DN	Dash	Inch		T	A ^{±2.5}	B ^{±2.5}	H
C22610-04-04	5	- 04	3/16"	7/16"-20-UNF-2B	34,2	14,5	15	
C22610-06-06	8	- 06	5/16"	5/8"-18-UNF-2B	42,0	16,0	19	
C22610-08-08	10	- 08	13/32"	3/4"-16-UNF-2B	44,3	16,3	22	
C22610-10-10	13	- 10	1/2"	7/8"-14-UNF-2B	50,3	17,3	27	
C22610-12-12	16	- 12	5/8"	1.1/16"-14-UNS-2B	50,3	18,8	32	



C22640

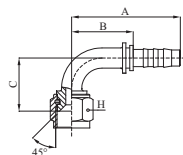
45° SAE FEMALE 45° ELBOW
HEMBRA 45° SAE CODO 45°
45° SAE DICHTKOPF - 45° BOGEN
FEMMINA 45° SAE - CURVA 45°

PART. REF.	HOSE SIZE			THREAD	DIMENSIONS mm			
	DN	Dash	Inch		T	A ^{±2.5}	B ^{±2.5}	C ^{±2}
C22640-04-04	5	- 04	3/16"	7/16"-20-UNF-2B	68,2	48,5	12,0	15
C22640-06-06	8	- 06	5/16"	5/8"-18-UNF-2B	73,7	47,7	15,5	19
C22640-08-08	10	- 08	13/32"	3/4"-16-UNF-2B	82,3	54,3	16,5	22
C22640-10-10	13	- 10	1/2"	7/8"-14-UNF-2B	95,3	62,3	19,5	27
C22640-12-12	16	- 12	5/8"	1.1/16"-14-UNS-2B	108,0	65,5	20,5	32

SAE J2064 TYPE B

C22690

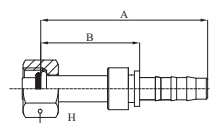
45° SAE FEMALE 90° ELBOW
 HEMBRA 45° SAE CODO 90°
 45° SAE DICHTKOPF - 90° BOGEN
 FEMMINA 45° SAE - CURVA 90°



PART. REF.	HOSE SIZE			THREAD	DIMENSIONS mm			
	DN	Dash	Inch		T	A ^{±2.5}	B ^{±2.5}	C ^{±2}
C22690-04-04	5	- 04	3/16"	7/16"-20-UNF-2B	52,2	32,5	26,0	15
C22690-06-06	8	- 06	5/16"	5/8"-18-UNF-2B	57,0	31,0	29,5	19
C22690-08-08	10	- 08	13/32"	3/4"-16-UNF-2B	64,5	36,5	31,5	22
C22690-10-10	13	- 10	1/2"	7/8"-14-UNF-2B	74,5	41,5	38,5	27
C22690-12-12	16	- 12	5/8"	1.1/16"-14-UNS-2B	78,5	47,0	49,5	32

C27910

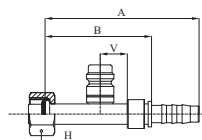
STRAIGHT O-RING FEMALE
 HEMBRA O-RING RECTO
 DICHTKOPF O-RING GERADE
 FEMMINA O-RING - DRITTO



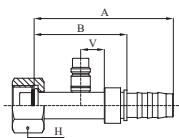
PART. REF.	HOSE SIZE			THREAD	DIMENSIONS mm			
	DN	Dash	Inch		T	A ^{±2.5}	B ^{±2.5}	C ^{±2}
C27910-06-06	8	- 06	5/16"	5/8"-18-UNF-2B	64,0	38,0	19	
C27910-08-08	10	- 08	13/32"	3/4"-16-UNF-2B	76,0	48,0	22	
C27910-10-10	13	- 10	1/2"	7/8"-14-UNF-2B	86,5	53,5	27	
C27910-12-12	16	- 12	5/8"	1.1/16"-14-UNS-2B	94,5	63,0	32	
C27910-16-12	22	- 16	7/8"	1.1/16"-14-UNS-2B	97,5	64,5	32	

C27915

STRAIGHT O-RING FEMALE WITH HIGH PRESSURE VALVE
 HEMBRA O-RING RECTA CON VÁLVULA DE ALTA PRESION
 DICHTKOPF O-RING GERADE MIT HOCHDRUCKVENTIL
 FEMMINA O-RING - DRITTO CON VALVOLA ALTA PRESSIONE

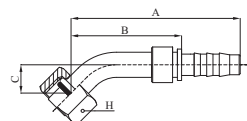


PART. REF.	HOSE SIZE			THREAD	DIMENSIONS mm			
	DN	Dash	Inch		T	A ^{±2.5}	B ^{±2.5}	V ^{±1}
C27915-08-08	10	- 08	13/32"	3/4"-16-UNF-2B	90,8	62,8	16,0	22
C27915-08-11	10	- 08	13/32"	1"-14-UNS-2B	78,0	50,0	16,0	29
C27915-12-12	16	- 12	5/8"	1.1/16"-14-UNS-2B	94,5	63,0	16,0	32


C27916

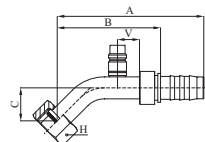
STRAIGHT O-RING FEMALE WITH LOW PRESSURE VALVE
 HEMBRA O-RING RECTO CON VÁLVULA DE BAJA PRESION
 DICHTKOPF O-RING GERADE MIT NIEDERDRUCKVENTIL
 FEMMINA O-RING - DRITTO CON VALVOLA BASSA PRESSIONE

PART. REF.	HOSE SIZE			THREAD	DIMENSIONS mm			
	DN	Dash	Inch		T	A ^{±2.5}	B ^{±2.5}	V ^{±1}
C27916-16-12	22	- 16	7/8"	1.1/16"-14-UNS-2B	97,5	64,5	16,0	32


C27940

O-RING FEMALE 45° ELBOW
 HEMBRA O-RING CODO 45°
 DICHTKOPF O-RING - 45° BOGEN
 FEMMINA O-RING - CURVA 45°

PART. REF.	HOSE SIZE			THREAD	DIMENSIONS mm			
	DN	Dash	Inch		T	A ^{±2.5}	B ^{±2.5}	C ^{±2}
C27940-06-06	8	- 06	5/16"	5/8"-18-UNF-2B	77,0	51,0	12,5	19
C27940-08-08	10	- 08	13/32"	3/4"-16-UNF-2B	81,0	53,0	13,5	22
C27940-10-10	13	- 10	1/2"	7/8"-14-UNF-2B	107,0	74,0	24,0	27
C27940-12-10	16	- 12	5/8"	7/8"-14-UNF-2B	106,5	75,0	24,0	27
C27940-12-12	16	- 12	5/8"	1.1/16"-14-UNS-2B	114,5	83,0	27,0	32
C27940-16-12	22	- 16	7/8"	1.1/16"-14-UNS-2B	118,0	85,0	27,0	32


C27946

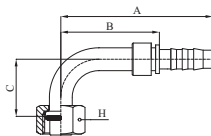
O-RING FEMALE 45° ELBOW WITH LOW PRESSURE VALVE
 HEMBRA O-RING CODO 45° CON VÁLVULA DE BAJA PRESION
 DICHTKOPF O-RING - 45° BOGEN MIT NIEDERDRUCKVENTIL
 FEMMINA O-RING - CURVA 45° CON VALVOLA BASSA PRESSIONE

PART. REF.	HOSE SIZE			THREAD	DIMENSIONS mm				
	DN	Dash	Inch		T	A ^{±2.5}	B ^{±2.5}	C ^{±2}	H ₁
C27946-12-10	13	- 12	5/8"	7/8"-14-UNF-2B	106,5	75,0	24,0	16,0	27

SAE J2064 TYPE B

C27990

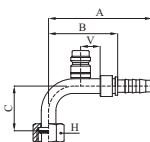
O-RING FEMALE 90° ELBOW
 HEMBRA O-RING CODO 90°
 DICHTKOPF O-RING - 90° BOGEN
 FEMMINA O-RING - CURVA 90°



PART. REF.	HOSE SIZE			THREAD	DIMENSIONS mm			
	DN	Dash	Inch		T	A ^{±2.5}	B ^{±2.5}	C ^{±2}
C27990-06-06	8	- 06	5/16"	5/8"-18-UNF-2B	69,0	43,0	24,0	19
C27990-06-06036	8	- 06	5/16"	5/8"-18-UNF-2B	74,0	48,0	35,5	19
C27990-06-06060	8	- 06	5/16"	5/8"-18-UNF-2B	68,8	42,8	60,0	19
C27990-08-08	10	- 08	13/32"	3/4"-16-UNF-2B	80,0	52,0	30,0	22
C27990-10-10	13	- 10	1/2"	7/8"-14-UNF-2B	100,0	67,0	45,0	27
C27990-12-10	16	- 12	5/8"	7/8"-14-UNF-2B	99,5	68,0	45,0	27
C27990-12-12	16	- 12	5/8"	1.1/16"-14-UNS-2B	104,0	72,5	54,5	32
C27990-16-10	22	- 16	7/8"	7/8"-14-UNF-2B	104,0	70,0	45,0	27
C27990-16-12	22	- 16	7/8"	1.1/16"-14-UNS-2B	107,0	74,0	54,5	32

C27995

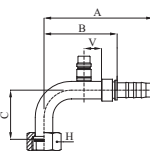
O-RING FEMALE 90° ELBOW WITH HIGH PRESSURE VALVE
 HEMBRA O-RING CODO 90° CON VÁLVULA DE ALTA PRESION
 DICHTKOPF O-RING - 90° BOGEN MIT HOCHDRUCKVENTIL
 FEMMINA O-RING - CURVA 90° CON VALVOLA ALTA PRESSIONE



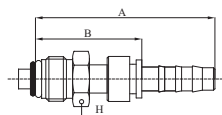
PART. REF.	HOSE SIZE			THREAD	DIMENSIONS mm				
	DN	Dash	Inch		T	A ^{±2.5}	B ^{±2.5}	C ^{±2}	V ^{±1}
C27995-08-08	10	- 08	13/32"	3/4"-16-UNF-2B	84,5	56,5	36,5	16,0	22
C27995-08-11	10	- 08	13/32"	1"-14-UNS-2B	92,8	64,8	39,0	16,0	29

C27996

O-RING FEMALE 90° ELBOW WITH LOW PRESSURE VALVE
 HEMBRA O-RING CODO 90° CON VÁLVULA DE BAJA PRESION
 DICHTKOPF O-RING - 90° BOGEN MIT NIEDERDRUCKVENTIL
 FEMMINA O-RING - CURVA 90° CON VALVOLA BASSA PRESSIONE

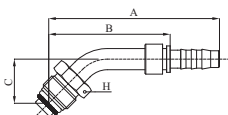


PART. REF.	HOSE SIZE			THREAD	DIMENSIONS mm				
	DN	Dash	Inch		T	A ^{±2.5}	B ^{±2.5}	C ^{±2}	V ^{±1}
C27996-10-10	13	- 10	1/2"	7/8"-14-UNF-2B	99,8	67,0	45,0	16,0	27


C18010

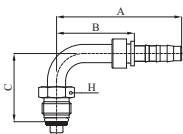
STRAIGHT O-RING MALE
 MACHO O-RING RECTO
 AUSSENGEWINDE O-RING GERADE
 MASCHIO O-RING - DRITTO

PART. REF.	HOSE SIZE			THREAD	DIMENSIONS mm			
	DN	Dash	Inch		T	A ^{±2.5}	B ^{±2.5}	H
C18010-06-06	8	- 06	5/16"	5/8"-18-UNF-2B	63,8	38,0		17
C18010-16-10	22	- 16	7/8"	7/8"-14-UNF-2B	87,5	54,5		22


C18040

O-RING MALE 45° ELBOW
 MACHO O-RING CODO 45°
 AUSSENGEWINDE O-RING - 45° BOGEN
 MASCHIO O-RING - CURVA 45°

PART. REF.	HOSE SIZE			THREAD	DIMENSIONS mm			
	DN	Dash	Inch		T	A ^{±2.5}	B ^{±2.5}	C ^{±2}
C18040-06-06	8	- 06	5/16"	5/8"-18-UNF-2B	83,5	57,5	21,5	17
C18040-10-10	13	- 10	1/2"	7/8"-14-UNF-2B	11,5	78,5	28,5	22


C18090

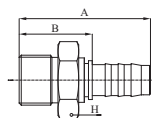
O-RING MALE 90° ELBOW
 MACHO O-RING CODO 90°
 AUSSENGEWINDE O-RING - 90° BOGEN
 MASCHIO O-RING - CURVA 90°

PART. REF.	HOSE SIZE			THREAD	DIMENSIONS mm			
	DN	Dash	Inch		T	A ^{±2.5}	B ^{±2.5}	C ^{±2}
C18090-06-06	8	- 06	5/16"	5/8"-18-UNF-2A	69,0	43,0	37,5	17
C18090-06-06060	8	- 06	5/16"	5/8"-18-UNF-2A	69,0	42,8	60,0	17
C18090-10-10	13	- 10	1/2"	7/8"-14-UNF-2A	99,5	66,5	54,5	22
C18090-16-10	22	- 16	7/8"	7/8"-14-UNF-2A	102,0	69,0	54,5	22
C18090-16-10072	22	- 16	7/8"	7/8"-14-UNF-2A	102,0	69,0	72,0	22

SAE J2064 TYPE B

C17910

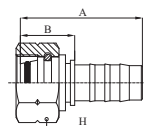
STRAIGHT MALE WITH O-RING SEAT
 MACHO CON ASIENITO O-RING RECTO
 AUSSENGEWINDE MIT O-RING SITZ GERADE
 MASCHIO SEDE O-RING - DRITTO



PART. REF.	HOSE SIZE			THREAD	DIMENSIONS mm			
	DN	Dash	Inch		T	A ^{±2.5}	B ^{±2.5}	H
C17910-06-06	8	- 06	5/16"	5/8"-18-UNF-2A	50,5	24,5		17
C17910-12-12	16	- 12	5/8"	1.1/16"-14-UNS-2A	71,0	39,5		30

C21510

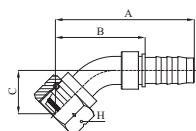
STRAIGHT 24° DIN FLARE O-RING OGIVAL FEMALE
 HEMBRA O-RING OGIVA 24° DIN CÓNICO RECTO
 DICHTKOPF 24° DIN KONUS MIT O-RING GERADE
 FEMMINA O-RING OGIVA 24° DIN - DRITTO



PART. REF.	HOSE SIZE			THREAD	DIMENSIONS mm			
	DN	Dash	Inch		T	A ^{±2.5}	B ^{±2.5}	H
C21510-16-30	22	- 16	7/8"	M 30x2	61,0	28,0		36
C21510-20-36	28	- 20	1.1/8"	M 36x2	74,5	30,5		41

C21540

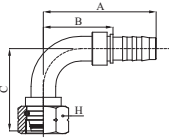
24° DIN FLARE O-RING OGIVAL FEMALE 45° ELBOW
 HEMBRA O-RING OGIVA 24° DIN CÓNICO CODO 45°
 DICHTKOPF 24° DIN KONUS MIT O-RING - 45° BOGEN
 FEMMINA O-RING OGIVA 24° DIN - CURVA 45°



PART. REF.	HOSE SIZE			THREAD	DIMENSIONS mm			
	DN	Dash	Inch		T	A ^{±2.5}	B ^{±2.5}	C ^{±2}
C21540-16-30	22	- 16	7/8"	M 30x2	95,0	62,0	29,0	36
C21540-20-36	28	- 20	1.1/8"	M 36x2	118,5	74,5	34,5	41

C21590

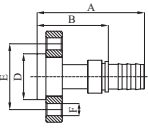
24° DIN FLARE O-RING OGIVAL FEMALE 90° ELBOW
 HEMBRA O-RING OGIVA 24° DIN CÓNICO CODO 90°
 DICHTKOPF 24° DIN KONUS MIT O-RING - 90° BOGEN
 FEMMINA O-RING OGIVA 24° DIN - CURVA 90°



PART. REF.	HOSE SIZE			THREAD	DIMENSIONS mm			
	DN	Dash	Inch		T	A ^{±2.5}	B ^{±2.5}	C ^{±2}
C21590-16-30	22	- 16	7/8"	M 30x2	81,5	48,5	56,5	36
C21590-20-36	28	- 20	1.1/8"	M 36x2	105,0	61,0	69,5	41

C23710

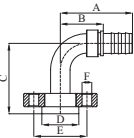
STRAIGHT FLANGE FITTING
 BRIDA RECTA
 FLANSCHARMATUR GERADE
 RACCORDO DRITTO CON FLANGIA



PART. REF.	HOSE SIZE				DIMENSIONS mm				
	DN	Dash	Inch		A ^{±2.5}	B ^{±2.5}	D	E	F
C23710-16-16	22	- 16	7/8"		98,0	65,0	41,8	60,0	Ø 11,0
C23710-20-16	28	- 20	1.1/8"		115,0	71,0	41,8	60,0	Ø 11,0

C23790

FLANGE FITTING 90° ELBOW
 BRIDA 90°
 FLANSCHARMATUR - 90° BOGEN
 RACCORDO CON FLANGIA - CURVA 90°



PART. REF.	HOSE SIZE				DIMENSIONS mm					
	DN	Dash	Inch		A ^{±2.5}	B ^{±2.5}	C ^{±2}	V ^{±1}	H ₁	H ₂
C23790-16-16	22	- 16	7/8"		81,5	48,5	79,5	41,8	60,0	Ø 11,0
C23790-20-16	28	- 20	1.1/8"		105,0	61,0	88,5	41,8	60,0	Ø 11,0

SAE J2064 TYPE B

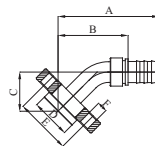
C23740

FLANGE FITTING 45° ELBOW

BRIDA 45°

FLANSCHMATERIAL - 45° BOGEN

RACCORDO CON FLANGIA - CURVA 45°



PART. REF.	HOSE SIZE			DIMENSIONS mm					
	DN	Dash	Inch	A ^{±2.5}	B ^{±2.5}	C ^{±2}	D	E	F
C23740-16-16	22	- 16	7/8"	107,1	74,6	41,7	41,8	60,0	Ø 11,0
C23740-20-16	28	- 20	1.1/8"	126,4	82,9	44,3	41,8	60,0	Ø 11,0

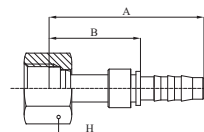
C22410

STRAIGHT ORS FLAT SEAL FEMALE

HEMBRA ASIEN TO PLANO ORS RECTO

ORS DICHTKOPF FLACHDICHTEND GERADE

FEMMINA TENUTA FRONTALE ORS - DRITTO



PART. REF.	HOSE SIZE			THREAD	DIMENSIONS mm			
	DN	Dash	Inch		T	A ^{±2.5}	B ^{±2.5}	H
C22410-10-08	13	- 10	1/2"	13/16"-16-UN-2B	73,4	41,3		27
C22410-10-10	13	- 10	1/2"	1"-14-UNS-2B	84,0	51,0		30
C22410-16-16	22	- 16	7/8"	1.7/16"-12-UN-2B	108,5	75,5		41
C22410-20-20	28	- 20	1.1/8"	1.11/16"-12-UN-2B	119,0	75,0		50

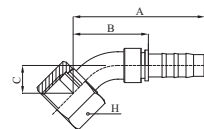
C22440

ORS FLAT SEAL FEMALE 45° ELBOW

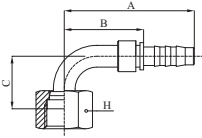
HEMBRA ASIEN TO PLANO ORS CODO 45°

ORS DICHTKOPF FLACHDICHTEND - 45° BOGEN

FEMMINA TENUTA FRONTALE ORS - CURVA 45°

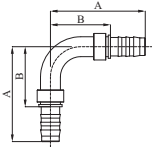


PART. REF.	HOSE SIZE			THREAD	DIMENSIONS mm			
	DN	Dash	Inch		T	A ^{±2.5}	B ^{±2.5}	C ^{±2}
C22440-10-10	13	- 10	1/2"	1"-14-UNS-2B	77,0	44,0	16,0	30
C22440-16-16	22	- 16	7/8"	1.7/16"-12-UN-2B	106,5	73,5	40,5	41
C22440-20-20	28	- 20	1.1/8"	1.11/16"-12-UN-2B	115,0	71,0	25,5	50


C22490

ORS FLAT SEAL FEMALE 90° ELBOW
 HEMBRA ASIENTO PLANO ORS CODO 90°
 ORS DICHTKOPF FLACHDICHTEND - 90° BOGEN
 FEMMINA TENUTA FRONTALE ORS - CURVA 90°

PART. REF.	HOSE SIZE			THREAD	DIMENSIONS mm			
	DN	Dash	Inch		A ^{±2.5}	B ^{±2.5}	C ^{±2}	H
C22490-16-16	22	- 16	7/8"	1.7/16"-12-UN-2B	108,5	75,5	48,0	41
C22490-20-20	28	- 20	1.1/8"	1.11/16"-12-UN-2B	109,0	65,0	56,0	50


C10090

CONNECTION 90° ELBOW
 ACOPLÉ CODO 90°
 VERBINDER 90° BOGEN
 GIUNZIONE - CURVA 90°

PART. REF.	HOSE SIZE			THREAD	DIMENSIONS mm			
	DN	Dash	Inch		A ^{±2.5}	B ^{±2.5}		
C10090-06-06	8	- 06	5/16"		74,8	48,8		
C10090-16-16	22	- 16	7/8"		91,0	58,5		

SAE J2064 TYPE A

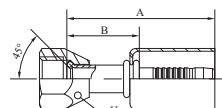


HOSE SIZE			FERRULE EXTERNAL DIAMETER
-----------	--	--	---------------------------

DN	Dash	Inch	mm
8	- 06	5/16"	22,0
10	- 08	13/32"	22,0
13	- 10	1/2"	25,8
16	- 12	5/8"	28,4

OPC22610

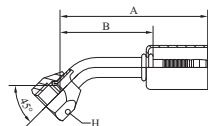
45° SAE STRAIGHT FEMALE
HEMBRA 45° SAE RECTO
SAE DICHTKOPF 45° BOGEN
FEMMINA 45° SAE DRITTO



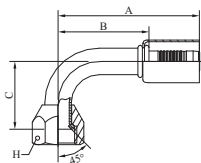
PART. REF.	HOSE SIZE			THREAD	DIMENSIONS mm		
	DN	Dash	Inch		T	A ^{±2.5}	B ^{±2.5}
OPC22610-06-06	8	- 06	5/16"	5/8"-18-UNF-2B	53,2	26,0	19
OPC22610-08-08	10	- 08	13/32"	3/4"-16-UNF-2B	58,7	28,5	22
OPC22610-10-10	13	- 10	1/2"	7/8"-14-UNF-2B	60,7	30,0	27
OPC42610-12-12	16	- 12	5/8"	1.1/16"-14-UNS	94,3	59,5	32

OPC22640

45° SAE FEMALE 45° ELBOW
HEMBRA SAE 45° CODO 45°
SAE DICHTKOPF 45° BOGEN
FEMMINA 45° SAE CURVA 45°



PART. REF.	HOSE SIZE			THREAD	DIMENSIONS mm			
	DN	Dash	Inch		T	A ^{±2.5}	B ^{±2.5}	C ^{±2}
OPC22640-06-06	8	- 06	5/16"	5/8"-18-UNF-2B	73,7	46,5	12,5	19
OPC22640-08-08	10	- 08	13/32"	3/4"-16-UNF-2B	84,7	54,5	15,0	22
OPC22640-10-10	13	- 10	1/2"	7/8"-14-UNF-2B	114,5	83,8	26,5	27

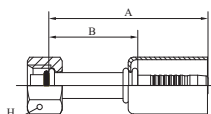


OPC22690

45° SAE FEMALE 90° ELBOW
 HEMBRA 45° SAE CODO 90°
 SAE DICHTKOPF 90° BOGEN
 FEMMINA 45° SAE CURVA 90°

PART. REF.	HOSE SIZE			THREAD	DIMENSIONS mm			
------------	-----------	--	--	--------	---------------	--	--	--

	DN	Dash	Inch	T	A ^{±2.5}	B ^{±2.5}	C ^{±2}	H
OPC22690-06-06	8	- 06	5/16"	5/8"-18-UNF-2B	69,2	42,0	26,0	19
OPC22690-08-08	10	- 08	13/32"	3/4"-16-UNF-2B	75,2	45,0	35,0	22
OPC22690-10-10	13	- 10	1/2"	7/8"-14-UNF-2B	85,7	55,0	41,0	27



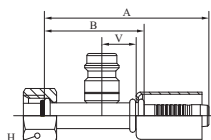
OPC27910

STRAIGHT O-RING FEMALE
 HEMBRA O-RING RECTO
 O-RING DICHTKOPF GERADE
 FEMMINA O-RING DRITTO

PART. REF.	HOSE SIZE			THREAD	DIMENSIONS mm		
------------	-----------	--	--	--------	---------------	--	--

	DN	Dash	Inch	T	A ^{±2.5}	B ^{±2.5}	H
OPC27910-06-06	8	- 06	5/16"	5/8"-18-UNF-2B	61,2	34,0	19
OPC27910-08-08	10	- 08	13/32"	3/4"-16-UNF-2B	66,2	36,0	22
OPC27910-08-11	10	- 08	13/32"	1"-14-UNS-2B	65,7	35,5	29
OPC27910-10-10	13	- 10	1/2"	7/8"-14-UNF-2B	67,7	37,0	27
OPC27910-10-10078	13	- 10	1/2"	7/8"-14-UNF-2B	77,7	47,0	27
OPC27910-10-11	13	- 10	1/2"	1"-14-UNS-2B	56,2	25,5	29
OPC27910-10-11076	13	- 10	1/2"	1"-14-UNS-2B	76,2	45,5	29
OPC27910-12-10	16	- 12	5/8"	7/8"-14-UNF-2B	68,96	39,6	27
OPC27910-12-10079	16	- 12	5/8"	7/8"-14-UNF-2B	78,9	46,9	27
OPC47910-12-11*	16	- 12	5/8"	1"-14-UNS-2B	51,2	16,4	29
OPC47910-12-12*	16	- 12	5/8"	1.1/16"-14-UNS	67,8	33,0	32

* Obtained by brazing / Obtenido por soldadura / Gelötet / Ottenuto tramite brasatura



OPC27915

STRAIGHT O-RING FEMALE WITH HIGH PRESSURE VALVE
 HEMBRA O-RING RECTO CON VÁLVULA DE ALTA PRESION
 O-RING DICHTKOPF GERADE MIT HOCHDRUCKVENTIL
 FEMMINA O-RING DRITTO CON VALVOLA AD ALTA PRESSIONE

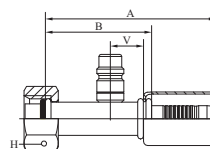
PART. REF.	HOSE SIZE			THREAD	DIMENSIONS mm			
------------	-----------	--	--	--------	---------------	--	--	--

	DN	Dash	Inch	T	A ^{±2.5}	B ^{±2.5}	V ^{±1}	H
OPC27915-06-06	8	- 06	5/16"	5/8"-18-UNF-2B	70,7	43,5	16,0	19
OPC27915-08-08	10	- 08	13/32"	3/4"-16-UNF-2B	76,7	46,5	16,0	22
OPC27915-08-11	10	- 08	13/32"	1"-14-UNS-2B	82,7	52,5	16,0	29

SAE J2064 TYPE A

OPC27916

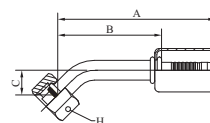
STRAIGHT O-RING FEMALE WITH LOW PRESSURE VALVE
 HEMBRA O-RING RECTO CON VÁLVULA DE BAJA PRESION
 O-RING DICHTKOPF GERADE MIT NIEDERDRUCKVENTIL
 FEMMINA O-RING DRITTO CON VALVOLA A BASSA PRESSIONE



PART. REF.	HOSE SIZE			THREAD	DIMENSIONS mm			
	DN	Dash	Inch		T	A ^{±2.5}	B ^{±2.5}	V ^{±1}
OPC27916-10-10	13	- 10	1/2"	7/8"-14-UNF-2B	81,7	51	16,0	27
OPC27916-10-11	13	- 10	1/2"	1"-14-UNS-2B	78,7	48	16,0	29

OPC27940

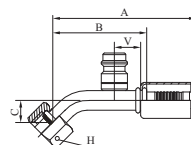
O-RING FEMALE 45° ELBOW
 HEMBRA O-RING CODO 45°
 O-RING DICHTKOPF 45° BOGEN
 FEMMINA O-RING CURVA 45°



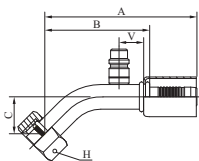
PART. REF.	HOSE SIZE			THREAD	DIMENSIONS mm			
	DN	Dash	Inch		T	A ^{±2.5}	B ^{±2.5}	C ^{±2}
OPC27940-06-06	8	- 06	5/16"	5/8"-18-UNF-2B	79,7	52,5	12,5	19
OPC27940-08-08	10	- 08	13/32"	3/4"-16-UNF-2B	87,7	57,5	13,5	22
OPC27940-08-11	10	- 08	13/32"	1"-14-UNS-2B	84,7	54,5	14,0	29
OPC27940-10-10	13	- 10	1/2"	7/8"-14-UNF-2B	98,7	68,0	24,0	27
OPC27940-10-11	13	- 10	1/2"	1"-14-UNS-2B	97,7	67,0	22,0	29
OPC27940-12-10	16	- 12	5/8"	7/8"-14-UNF-2B	98,7	66,7	24,0	27

OPC27945

O-RING FEMALE WITH HIGH PRESSURE VALVE 45° ELBOW
 HEMBRA O-RING CON VÁLVULA DE ALTA PRESION CODO 45°
 O-RING DICHTKOPF 45° BOGEN MIT HOCHDRUCKVENTIL
 FEMMINA O-RING CURVA 45° CON VALVOLA AD ALTA PRESSIONE

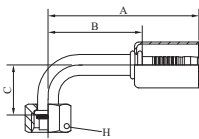


PART. REF.	HOSE SIZE			THREAD	DIMENSIONS mm				
	DN	Dash	Inch		T	A ^{±2.5}	B ^{±2.5}	C ^{±2}	V ^{±1}
OPC27945-06-06	8	- 06	5/16"	5/8"-18-UNF-2B	79,7	52,5	12,5	16,0	19
OPC27945-08-08	10	- 08	13/32"	3/4"-16-UNF-2B	87,7	57,5	13,5	16,0	22
OPC27945-08-11	10	- 08	13/32"	1"-14-UNS-2B	84,7	54,5	14,0	16,0	29


OPC27946

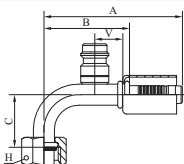
O-RING FEMALE WITH LOW PRESSURE VALVE 45° ELBOW
 HEMBRA O-RING CON VÁLVULA DE BAJA PRESION CODO 45°
 O-RING DICHTKOPF 45° BOGEN MIT NIEDRIGDRUCKVENTIL
 FEMMINA O-RING CURVA 45° CON VALVOLA A BASSA PRESSIONE

PART. REF.	HOSE SIZE			THREAD	DIMENSIONS mm				
	DN	Dash	Inch		T	A ^{±2.5}	B ^{±2.5}	C ^{±2}	V ^{±1}
OPC27946-10-10	13	- 10	1/2"	7/8"-14-UNF-2B	98,7	68,0	24,0	16,0	27
OPC27946-10-11	13	- 10	1/2"	1"-14-UNS-2B	97,7	67,0	22,0	16,0	29


OPC27990

O-RING FEMALE 90° ELBOW
 HEMBRA O-RING CODO 90°
 O-RING DICHTKOPF 90° BOGEN
 FEMMINA O-RING CURVA 90°

PART. REF.	HOSE SIZE			THREAD	DIMENSIONS mm				
	DN	Dash	Inch		T	A ^{±2.5}	B ^{±2.5}	C ^{±2}	H
OPC27990-06-06	8	- 06	5/16"	5/8"-18-UNF-2B	72,2	45	24,0		19
OPC27990-08-08	10	- 08	13/32"	3/4"-16-UNF-2B	78,7	48,5	30,0		22
OPC27990-08-11	10	- 08	13/32"	1"-14-UNS-2B	77,7	47,5	33,0		29
OPC27990-10-10	13	- 10	1/2"	7/8"-14-UNF-2B	91,7	61,0	46,5		27
OPC27990-10-11	13	- 10	1/2"	1"-14-UNS-2B	92,7	62,0	39,0		29
OPC27990-12-10	16	- 12	5/8"	7/8"-14-UNF-2B	88,7	56,7	45,0		27
OPC27990-12-11	16	- 12	5/8"	1"-14-UNS-2B	92,2	60,2	38,0		29
OPC47990-12-12	16	- 12	5/8"	1.1/16"-14-UNS	102,8	68,0	54,5		32


OPC27995

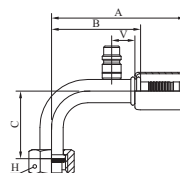
O-RING FEMALE WITH HIGH PRESSURE VALVE 90° ELBOW
 HEMBRA O-RING CON VÁLVULA DE ALTA PRESION CODO 90°
 O-RING DICHTKOPF 90° BOGEN MIT HOCHDRUCKVENTIL
 FEMMINA O-RING CURVA 90° CON VALVOLA AD ALTA PRESSIONE

PART. REF.	HOSE SIZE			THREAD	DIMENSIONS mm				
	DN	Dash	Inch		T	A ^{±2.5}	B ^{±2.5}	C ^{±2}	V ^{±1}
OPC27995-06-06	8	- 06	5/16"	5/8"-18-UNF-2B	72,2	45,0	24,0	16,0	19
OPC27995-08-08	10	- 08	13/32"	3/4"-16-UNF-2B	78,8	48,5	30,0	16,0	22
OPC27995-08-11	10	- 08	13/32"	1"-14-UNS-2B	79,2	49,0	32,0	16,0	29

SAE J2064 TYPE A

OPC27996

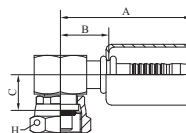
O-RING FEMALE WITH LOW PRESSURE VALVE 90° ELBOW
 HEMBRA O-RING CON VÁLVULA DE BAJA PRESION CODO 90°
 O-RING DICHTKOPF 90° BOGEN MIT NIEDRIGDRUCKVENTIL
 FEMMINA O-RING CURVA 90° CON VALVOLA A BASSA PRESSIONE



PART. REF.	HOSE SIZE			THREAD	DIMENSIONS mm				
	DN	Dash	Inch		T	A ^{±2.5}	B ^{±2.5}	C ^{±2}	V ^{±1}
OPC27996-10-10	13	- 10	1/2"	7/8"-14-UNF-2B	91,7	61,0	46,5	16,0	27
OPC27996-10-11	13	- 10	1/2"	1"-14-UNS-2B	92,7	62,0	39,0	16,0	29

OPC27980

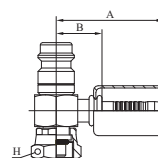
SHORT VERSION O-RING FEMALE
 HEMBRA O-RING TIPO CORTO
 O-RING DICHTKOPF 90° BOGEN KURZE VERSION
 FEMMINA O-RING TIPO CORTO CURVA 90°



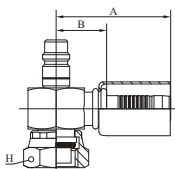
PART. REF.	HOSE SIZE			THREAD	DIMENSIONS mm				
	DN	Dash	Inch		T	A ^{±2.5}	B ^{±2.5}	C ^{±2}	H
OPC27980-06-06	8	- 06	5/16"	5/8"-18-UNF-2B	47,0	17,5	12,9	19	
OPC27980-08-08	10	- 08	13/32"	3/4"-16-UNF-2B	52,0	19,0	16,0	22	
OPC27980-08-11	10	- 08	13/32"	1"-14-UNS-2B	55,5	22,5	16,4	29	
OPC27980-10-10	13	- 10	1/2"	7/8"-14-UNF-2B	55,0	21,5	16,4	27	
OPC27980-10-11	13	- 10	1/2"	1"-14-UNS-2B	56,0	22,5	16,4	29	
OPC47980-12-11	16	- 12	5/8"	1"-14-UNS-2B	56,3	21,5	24,2	29	

OPC27985

SHORT VERSION O-RING FEMALE WITH HIGH PRESSURE VALVE
 HEMBRA O-RING TIPO CORTO CON VÁLVULA DE ALTA PRESION
 O-RING DICHTKOPF 90° BOGEN MIT HOCHDRUCKVENTIL KURZE VERSION
 FEMMINA O-RING TIPO CORTO CURVA 90° CON VALVOLA AD ALTA PRESSIONE

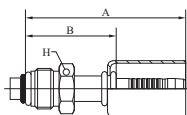


PART. REF.	HOSE SIZE			THREAD	DIMENSIONS mm				
	DN	Dash	Inch		T	A ^{±2.5}	B ^{±2.5}	C ^{±2}	H
OPC27985-06-06	8	- 06	5/16"	5/8"-18-UNF-2B	47,0	17,5	12,9	19	
OPC27985-08-08	10	- 08	13/32"	3/4"-16-UNF-2B	52,0	19,0	16,0	22	
OPC27985-08-11	10	- 08	13/32"	1"-14-UNS-2B	55,5	22,5	16,4	29	


OPC27986

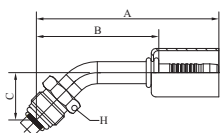
SHORT VERSION O-RING FEMALE WITH LOW PRESSURE VALVE
 HEMBRA O-RING TIPO CORTO CON VÁLVULA DE BAJA PRESION
 O-RING DICHTKOPF 90° BOGEN MIT NIEDRIGDRUCKVENTIL KURZE VERSION
 FEMMINA O-RING TIPO CORTO CURVA 90° CON VALVOLA A BASSA PRESSIONE

PART. REF.	HOSE SIZE			THREAD	DIMENSIONS mm			
	DN	Dash	Inch		T	A ^{±2.5}	B ^{±2.5}	C ^{±2}
OPC27986-10-10	13	- 10	1/2"	7/8"-14-UNF-2B	55,0	21,5	16,4	27
OPC27986-10-11	13	- 10	1/2"	1"-14-UNS-2B	56,0	22,5	16,4	29
OPC47986-12-11	16	- 12	5/8"	1"-14-UNS-2B	56,3	21,5	24,2	29


OPC18010

STRAIGHT O-RING MALE
 MACHO O-RING RECTO
 O-RING AUSSENGEWINDE GERADE
 MASCHIO O-RING DRITTO

PART. REF.	HOSE SIZE			THREAD	DIMENSIONS mm		
	DN	Dash	Inch		T	A ^{±2.5}	B ^{±2.5}
OPC18010-06-06	8	- 06	5/16"	5/8"-18-UNF-2A	62,7	35,5	17
OPC18010-08-08	10	- 08	13/32"	3/4"-18-UNS-2A	82,2	52,0	22
OPC18010-10-10	13	- 10	1/2"	7/8"-18-UNS-2A	74,2	43,5	22
OPC18010-12-10	16	- 12	5/8"	7/8"-18-UNS-2A	69,7	37,7	22


OPC18040

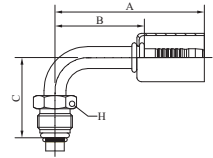
O-RING MALE 45° ELBOW
 MACHO O-RING CODO 45°
 O-RING AUSSENGEWINDE 45° BOGEN
 MASCHIO O-RING CURVA 45°

PART. REF.	HOSE SIZE			THREAD	DIMENSIONS mm			
	DN	Dash	Inch		T	A ^{±2.5}	B ^{±2.5}	C ^{±2}
OPC18040-06-06	8	- 06	5/16"	5/8"-18-UNF-2A	82,7	55,5	21,5	17
OPC18040-08-08	10	- 08	13/32"	3/4"-18-UNS-2A	96,7	66,5	25,0	22
OPC18040-10-10	13	- 10	1/2"	7/8"-18-UNS-2A	102,2	71,5	30,0	22
OPC18040-12-10	16	- 12	5/8"	7/8"-18-UNS-2A	132,2	100,2	27,0	22

SAE J2064 TYPE A

OPC18090

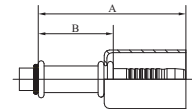
O-RING MALE 90° ELBOW
 MACHO O-RING CODO 90°
 O-RING AUSSENGEWINDE 90° BOGEN
 MASCHIO O-RING CURVA 90°



PART. REF.	HOSE SIZE			THREAD	DIMENSIONS mm			
	DN	Dash	Inch		T	A ^{±2.5}	B ^{±2.5}	C ^{±2}
OPC18090-06-06	8	- 06	5/16"	5/8"-18-UNF-2A	67,7	40,5	36,5	17
OPC18090-08-08	10	- 08	13/32"	3/4"-18-UNS-2A	78,7	48,5	48,0	22
OPC18090-10-10	13	- 10	1/2"	7/8"-18-UNS-2A	86,7	56,0	54,5	22

OPC27610

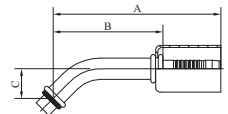
STRAIGHT FITTING FOR EXPANSION VALVE
 CONEXION RECTA PARA VÁLVULA DE EXPANSIÓN
 GERADE NIPPEL FÜR FÜLLVENTIL
 RACCORDO DRITTO PER VALVOLA DI ESPANSIONE



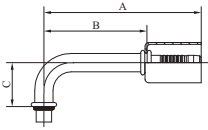
PART. REF.	HOSE SIZE				DIMENSIONS mm		
	DN	Dash	Inch		A ^{±2.5}	B ^{±2.5}	
OPC27610-06-06	8	- 06	5/16"		55,2	28,0	
OPC27610-10-12	13	- 10	1/2"		56,7	26,0	

OPC27640

FITTING FOR EXPANSION VALVE 45° ELBOW
 CONEXION PARA VÁLVULA DE EXPANSION CODO 45°
 GERADE NIPPEL FÜR FÜLLVENTIL 45° BOGEN
 RACCORDO PER VALVOLA DI ESPANSIONE CURVA 45°

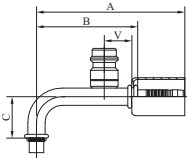


PART. REF.	HOSE SIZE				DIMENSIONS mm		
	DN	Dash	Inch		A ^{±2.5}	B ^{±2.5}	C ^{±2}
OPC27640-06-06	8	- 06	5/16"		78,7	51,5	14,0
OPC27640-10-12	13	- 10	1/2"		98,7	68,0	18,5
OPC27640-12-12	16	- 12	5/8"		96,2	64,2	18,5


OPC27690

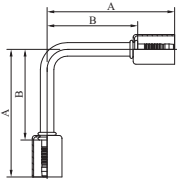
FITTING FOR EXPANSION VALVE 90° ELBOW
 CONEXION PARA VÁLVULA DE EXPANSION CODO 90°
 GERADE NIPPEL FÜR FÜLLVENTIL 90° BOGEN
 RACCORDO PER VALVOLA DI ESPANSIONE CURVA 90°

PART. REF.	HOSE SIZE			DIMENSIONS mm		
	DN	Dash	Inch	A ^{+2.5}	B ^{+2.5}	C ⁺²
OPC27690-06-06	8	- 06	5/16"	85,7	58,5	24,0
OPC27690-10-12	13	- 10	1/2"	94,2	63,5	42,5


OPC27695

FITTING FOR EXPANSION VALVE WITH HIGH PRESSURE VALVE 90° ELBOW
 CONEXION PARA VÁLVULA DE EXPANSION CON VÁLVULA DE ALTA PRESION CODO 90°
 VERBINDUNGSTÜCK FÜR AUSDEHNUNGSVENTIL 90° BOGEN MIT HOCHDRUCKVENTIL
 RACCORDO PER VALVOLA DI ESPANSIONE CURVA 90° CON VALVOLA AD ALTA PRESSIONE

PART. REF.	HOSE SIZE			DIMENSIONS mm			
	DN	Dash	Inch	A ^{+2.5}	B ^{+2.5}	C ⁺²	V ⁺¹
OPC27695-06-06	8	- 06	5/16"	85,7	58,5	24,0	16,0


OPC10090

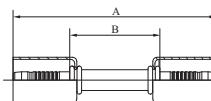
CONNECTION FITTING 90° ELBOW
 CONEXION CODO 90°
 VERBINDER 90° BOGEN
 GIUNZIONE CURVA 90°

PART. REF.	HOSE SIZE			DIMENSIONS mm		
	DN	Dash	Inch	A ^{+2.5}	B ^{+2.5}	
OPC10090-06-06	8	- 06	5/16"	94,3	67,1	
OPC10090-08-08	10	- 08	13/32"	93,7	63,5	
OPC10090-10-10	13	- 10	1/2"	98,1	67,4	

SAE J2064 TYPE A

OPC10010

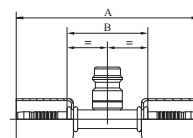
CONNECTION FITTING
UNIÓN RECTA
VERBINDER GERADE
GIUNZIONE DRITTA



PART. REF.	HOSE SIZE			DIMENSIONS mm		
	DN	Dash	Inch	A ^{±2.5}	B ^{±2.5}	
OPC10010-06-06	8	- 06	5/16"	97,4	43,0	
OPC10010-08-08	10	- 08	13/32"	99,4	39,0	
OPC10010-10-10	13	- 10	1/2"	101,4	40,0	
OPC10010-12-12	16	- 12	5/8"	105,4	41,4	

OPC10015

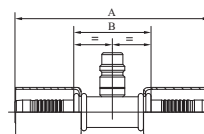
CONNECTION FITTING WITH HIGH PRESSURE VALVE
UNIÓN CON VÁLVULA DE ALTA PRESION
VERBINDER GERADE MIT HOCHDRUCKVENTIL
GIUNZIONE DRITTA CON VALVOLA AD ALTA PRESSIONE



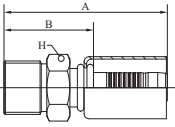
PART. REF.	HOSE SIZE			DIMENSIONS mm		
	DN	Dash	Inch	A ^{±2.5}	B ^{±2.5}	
OPC10015-06-06	8	- 06	5/16"	97,4	43,0	
OPC10015-08-08	10	- 08	13/32"	94,0	33,6	

OPC10016

CONNECTION FITTING WITH LOW PRESSURE VALVE
UNIÓN CON VÁLVULA DE BAJA PRESION
VERBINDER GERADE MIT NIEDRIGDRUCKVENTIL
GIUNZIONE DRITTA CON VALVOLA A BASSA PRESSIONE



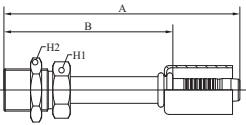
PART. REF.	HOSE SIZE			DIMENSIONS mm		
	DN	Dash	Inch	A ^{±2.5}	B ^{±2.5}	
OPC10016-10-10	13	- 10	1/2"	96,0	34,6	
OPC10016-12-12	16	- 12	5/8"	117,9	53,9	



OPC17910

STRAIGHT MALE WITH O-RING SEAT
 MACHO RECTO CON O-RING
 GRADES O-RING AUSSENGEWINDE
 MASCHIO SEDE O-RING DRITTO

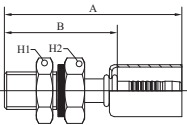
PART. REF.	HOSE SIZE			THREAD	DIMENSIONS mm		
	DN	Dash	Inch		T	A ^{±2.5}	B ^{±2.5}
OPC17910-06-06	8	- 06	5/16"	5/8"-18-UNF-2A	56,0	28,5	17
OPC17910-10-10	13	- 10	1/2"	7/8"-14-UNF-2A	68,3	33,8	24



OPC17910...W

STRAIGHT MALE WITH O-RING SEAT WITH COUNTER NUT
 MACHO RECTO PASATABIQUE CON O-RING
 GRADES O-RING AUSSENGEWINDE MIT KONTERMUTTER
 MASCHIO SEDE O-RING DRITTO CON CONTRODADO

PART. REF.	HOSE SIZE			THREAD	DIMENSIONS mm			
	DN	Dash	Inch		T	A ^{±2.5}	B ^{±2.5}	H ₁
OPC17910-08-08W25	10	- 08	13/32"	3/4"-16-UNF-2A	106,2	76,0	22	25



OPC17910...W...Q

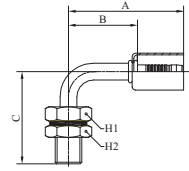
STRAIGHT MALE WITH O-RING SEAT WITH COUNTER NUT AND Q-RING
 MACHO RECTO PASATABIQUE CON O-RING Y Q-RING
 GRADES O-RING AUSSENGEWINDE MIT KONTERMUTTER UND Q-RING
 MASCHIO SEDE O-RING DRITTO CON CONTRODADO E Q-RING

PART. REF.	HOSE SIZE			THREAD	DIMENSIONS mm			
	DN	Dash	Inch		T	A ^{±2.5}	B ^{±2.5}	H ₁
OPC17910-06-06W24Q	8	- 06	5/16"	5/8"-18-UNF-2A	75,2	48,0	24	24
OPC17910-10-10W29Q	13	- 10	1/2"	7/8"-14-UNF-2A	82,7	52,0	29	29






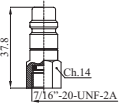
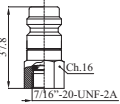
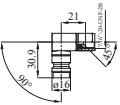
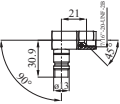
SAE J2064 TYPE A

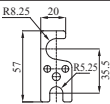
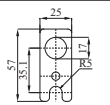
OPC17990...W...Q

MALE WITH O-RING SEAT WITH COUNTER NUT AND Q-RING 90° ELBOW
 CODO MACHO 90° PASATABIQUE CON O-RING Y Q-RING
 O-RING AUSSENGEWINDE MIT KONTERMUTTER UND Q-RING - 90° BOGEN
 MASCHIO CON O-RING, CONTRODATO E Q-RING CURVA 90°



PART. REF.	HOSE SIZE			THREAD	DIMENSIONS mm					
	DN	Dash	Inch		T	A ^{±2.5}	B ^{±2.5}	C ^{±2.1}	H1	H2
OPC17990-06-06W24Q	8	- 06	5/16"	5/8"-18-UNF-2A	68,4	41,2	55,0	24	24	
OPC17990-10-10W30Q	13	- 10	1/2"	7/8"-14-UNF-2A	85,4	54,7	64,0	29	30	

CODE	VALVE TYPE	CHARACTERISTICS	VALVE CORE	CAP
9000984		CHARGE VALVE - 1/4" SAE FOR R134a VÁLVULA DE CARGA - 1/4" SAE PARA R134a FÜLLVENTIL 1/4" SAE FÜR R134a VALVOLA DI CARICA 1/4" SAE PER R134a	 9001188	 HP 9001186
9000981		LOW PRESSURE CHARGE VALVE FOR R134a VÁLVULA DE CARGA DE BAJA PRESION PARA R134a NIEDERDRUCKFÜLLVENTIL FÜR R134a VALVOLA DI CARICA BASSA PRESSIONE PER R134a		
9000980		HIGH PRESSURE CHARGE VALVE FOR R134a VÁLVULA DE CARGA DE ALTA PRESION PARA R134a HOCHDRUCKFÜLLVENTIL FÜR R134a VALVOLA DI CARICA ALTA PRESSIONE PER R134a		
9000983		LOW PRESSURE VALVE ADAPTER ADAPTADOR PARA VÁLVULA DE BAJA PRESION NIEDERDRUCKVENTILADAPTER ADATTATORE PER VALVOLA BASSA PRESSIONE		
9000982		HIGH PRESSURE VALVE ADAPTER ADAPTADOR PARA VÁLVULA DE ALTA PRESION HOCHDRUCKVENTILADAPTER ADATTATORE PER VALVOLA ALTA PRESSIONE		
1003326		90° LOW PRESSURE VALVE ADAPTER 90° ADAPTADOR PARA VÁLVULA DE BAJA PRESION 90° NIEDERDRUCKVENTILADAPTER 90° ADATTATORE PER VALVOLA A BASSA PRESSIONE		
1004323		90° HIGH PRESSURE VALVE ADAPTER 90° ADAPTADOR PARA VÁLVULA DE ALTA PRESION 90° HOCHDRUCKVENTILADAPTER 90° ADATTATORE PER VALVOLA AD ALTA PRESSIONE		

CODE	PLATE	CHARACTERISTICS
9001181		PLATE TO FIX THE TUBE TO THE EXPANSION VALVE PLATINA PARA FIJAR EL TUBO A LA VÁLVULA DE EXPANSION PLATTE ZUR FIXIERUNG DES SCHLAUCHES AM EXPANSIONSVENTIL PIASTRINA DI FISSAGGIO TUBI ALLA VALVOLA DI ESPANSIONE
900182		PLATE TO FIX THE TUBE TO THE EXPANSION VALVE PLATINA PARA FIJAR EL TUBO A LA VÁLVULA DE EXPANSION PLATTE ZUR FIXIERUNG DES SCHLAUCHES AM EXPANSIONSVENTIL PIASTRINA DI FISSAGGIO TUBI ALLA VALVOLA DI ESPANSION

ACCESSORIES

ELASTOMERIC INSULATING SLEEVE

MANGA AISLANTE ELASTOMERICA
ISOLIERENDER ELASTOMER SCHUTZSCHLAUCH
GUAINA ISOLANTE DI NATURA ELASTOMERICA

CODE	DESCRIPTION	I.D.	WALL THICKNESS
9001132	ARMAFLEX D18X6	18,0	6,0
9001137	ARMAFLEX D28X9	28,0	9,0
9001140	ARMAFLEX D35X9	35,0	9,0
9001141	ARMAFLEX D42X9	42,0	9,0



FURTHER DIMENSIONS AVAILABLE ON REQUEST
OTRAS DIMENSIONES DISPONIBLES A SOLICITUD
WEITERE ABMESSUNGEN AUF ANFRAGE ERHÄLTlich
ALTRE MISURE DISPONIBILI SU RICHIESTA

COMPOSITION: Elastomeric foam compounded by synthetic rubber MAIN APPLICATION: Protection to avoid condensation for refrigeration and air conditioning system TECHNICAL DATA: Temperature resistance -40°C - +105°C

COMPOSICION: Espuma elastomérica a base de caucho sintético PRINCIPAL APLICACIÓN: Protección para evitar condensación
DATOS TÉCNICOS: Resistencia a la temperatura -40°C - +105°C

AUFBAU: Elastomerschaum im Verbund mit synthetischem Gummi HAUPTANWENDUNG: Schutz vor Kondensation in Kühl- und A/C Systemen
TECHNISCHE DATEN: Temperaturbeständigkeit -40°C - +105°C

COMPOSIZIONE: Schiuma elastomerica a base di gomme sintetiche PRINCIPALI APPLICAZIONI: Anticondensa per impianti di refrigerazione e condizionamento
DATI TECNICI: Resistenza alla temperatura -40°C - +105°C

CORRUGATED TUBE

TUBO CORRUGADO
ISOLIERENDER ELASTOMER SCHUTZSCHLAUCH
GUAINA ISOLANTE DI NATURA ELASTOMERICA

CODE	DESCRIPTION	I.D.	WALL THICKNESS
2009051	DN17 SLITTED	16,8	1,8
2007947	DN19 SLITTED	19,4	2,0
2008438	DN22 SLITTED	21,8	1,7
2009064	DN23 SLITTED	23,7	2,0



FURTHER DIMENSIONS AVAILABLE ON REQUEST
OTRAS DIMENSIONES DISPONIBLES A SOLICITUD
WEITERE ABMESSUNGEN AUF ANFRAGE ERHÄLTlich
ALTRE MISURE DISPONIBILI SU RICHIESTA

COMPOSITION: MODIFIED POLYPROPYLEN MAIN APPLICATION: ABRASION RESISTANCE

COMPOSICION: Polipropileno modificado PRINCIPAL APLICACIÓN: Resistencia a la abrasión

AUFBAU: Modifiziertes Polypropylen HAUPTANWENDUNG: Abriebschutz

COMPOSIZIONE: Polipropilene modificado PRINCIPALI APPLICAZIONI: Resistenza all'abrasione

SLEEVE FOR PROTECTION FROM RADIANT HEAT

MANGA DE PROTECCION DEL CALOR POR RADIACION
SCHLAUCH ZUM SCHUTZ GEGEN STRAHLUNGSWÄRME
GUAINA DI PROTEZIONE CONTRO IL CALORE IRRADIATO

CODE	DESCRIPTION	I.D.	WALL THICKNESS
2001265	WEST-SR-D20	20,0	1,4
2001266	WEST-SR-D24	24,5	1,4
9001267	WEST-SR-D26	26,5	1,5
9007095	WEST-SR-D28	28,0	1,5
9007156	WEST-SR-D30	30,0	1,6
9007096	WEST-SR-D32	32,0	1,6
9007154	WEST-SR-D34	34,0	1,6



FURTHER DIMENSIONS AVAILABLE ON REQUEST
OTRAS DIMENSIONES DISPONIBLES A SOLICITUD
WEITERE ABMESSUNGEN AUF ANFRAGE ERHÄLTlich
ALTRE MISURE DISPONIBILI SU RICHIESTA

COMPOSITION: Inner layer: glassfabbri material laminated on aluminium - Outer layer: aluminium alloy

MAIN APPLICATION: Protection against heat radiation sources for A/C hose assemblies **TECHNICAL DATA:** Temperature resistance -40°C - +250°C

COMPOSICION: Cubierta interior: fibra de vidrio laminado en aluminio Cubierta exterior: aleación de aluminio

PRINCIPAL APLICACIÓN: Protección contra el calor por radiación **DATOS TÉCNICOS:** Resistencia a la temperatura -40°C - +250°C

AUFBAU: Innen: Glasfasergewebe auf Aluminium Außen: Aluminium **HAUPTANWENDUNG:** Schutz gegen Strahlungswärme für Klimaschläuche

TECHNISCHE DATEN: Temperaturbeständigkeit -40°C - +250°C

COMPOSIZIONE: Strato interno: fibra di vetro laminata su alluminio - Strato esterno: lega di alluminio **PRINCIPALI APPLICAZIONI:** Protezione contro il calore irradiato di tubazioni assemblate per applicazioni aria condizionata **DATI TECNICI:** Resistenza alla temperatura -40°C - +250°C

HTPS - HT PROTECTION SPRING

HTPS - PROTECCIONES PARA ALTA TEMPERATURA
HTPS - HITZEBESTÄNDIGE SCHUTZFEDER
HTPS - SPIRALE DI PROTEZIONE HT

CODE	DESCRIPTION	I.D.	WALL THICKNESS
JP12B03016I099	HT PROTECTION SPRING DN16	16,0	1,8
JP12B03019I099	HT PROTECTION SPRING DN19	19,0	2,3



FURTHER DIMENSIONS AVAILABLE ON REQUEST
OTRAS DIMENSIONES DISPONIBLES A SOLICITUD
WEITERE ABMESSUNGEN AUF ANFRAGE ERHÄLTlich
ALTRE MISURE DISPONIBILI SU RICHIESTA

COMPOSITION: Black polyamide, rounded profile **MAIN APPLICATION:** Hose abrasion protection

TECHNICAL DATA: Service Temperature range -40°C - +120°C

COMPOSICION: Poliamida negro, perfil redondeado **PRINCIPAL APLICACIÓN:** Protección contra abrasión tubos y conducción múltiple

DATOS TÉCNICOS: Temperatura de servicio -40°C - +120°C

AUFBAU: Schwarzes Polyamid, abgerundetes Profil **HAUPTANWENDUNG:** Schützt den Schlauch vor Abrieb

TECHNISCHE DATEN: Betriebstemperaturbereich -40°C - +120°C

COMPOSIZIONE: Poliamide nero **PRINCIPALI APPLICAZIONI:** Protezione del tubo dall'abrasione

DATI TECNICI: Temperatura di servizio -40°C - +120°C